

POINTE COMMUNITY ASSOCIATION

"POINTE RULES"

Section 1. Common Areas

GENERAL CONDITION: All common area amenities are provided and maintained for the enjoyment of the entire community. A general code of good conduct shall always be maintained and exhibited. If you witness any behavior that is unacceptable, offensive, destructive or dangerous, the management company should be notified immediately.

1.1 Community Pool Rules and Regulations

These rules and regulations apply to the entire community pool area, including the swimming pool, spa, restrooms, gated section, the lawn court, the three (3) community pool parking spaces, and any other adjacent lands thereof. Because there is no one "monitoring" these areas, these guidelines are spelled out as a matter of courtesy and common sense.

1. There is no lifeguard on duty; therefore, all persons using the pool and spa will do so at their own risk.
2. Hours of use are posted as:
7:00 a.m. to 10:00 p.m. Sunday through Thursday
7:00 a.m. to midnight Friday and Saturday
3. Children 12 years of age and under must be accompanied by an adult.
4. The gates to the pool **MUST** be kept locked at all times.
5. Only one pool gate key is assigned to each homeowner. Gate keys are not to be loaned or duplicated.
6. Proper swimwear is required in the pool and spa. Diapers are not permitted.
7. Hair accessories and suntan oils shall be removed before entering the pool or spa.
8. Pool play equipment shall be limited to small items designed for pool use. Large equipment, such as air/foam mattresses, should not limit the use of the pool by other swimmers.
9. No bicycles, roller blades, scooters, skateboards, or similar sporting equipment shall be used in the pool area.
10. Safety floating device and safety hook located near the pool are for emergency use only.
11. No pets are allowed in the pool, spa or ramada area.
12. No glass containers of any kind shall be used in the pool area. Food shall be eaten at the designated tables.

13. Homeowners shall limit their personal guests to a reasonable number. For large groups, the management company should be notified and a "reservation form" may need to be completed. Main pool area and restrooms may not be closed for private parties.
14. All trash, leftovers, and personal belongings shall be removed upon departure.

1.2 Cabana Guidelines

1. PCA homeowners in good standing may reserve the pool cabana facilities by contacting the management company and completing a reservation form. *(Exhibit A)*
2. Bathrooms must remain available to all utilizing the pool.
3. The maximum occupancy of the cabana area is fifty (50) people pursuant to the City of Phoenix Fire Code.
4. Children under 12 years of age must be accompanied by an adult.
5. Glass is not permitted in the cabana area.
6. All costs for damage will be the responsibility of the PCA resident.
7. The area shall be left in a clean and neat condition and all furniture returned to its original location.
8. Cabana furniture shall not be removed from the deck.

Section 2. Parking

Note: ALL vehicles, parked within the community, must have a current and valid license and registration.

2.1 On-Street Parking

Note: Phoenix City Code prohibits vehicle parking within 15 feet of a fire hydrant.

2.1.1 Single Family Homes:

- a. Vehicles are to be kept only in garages or designated areas. Habitual overnight parking or street parking is prohibited. Overnight parking of vehicles in driveways where the vehicle protrudes onto the sidewalk, street, or common driveway is prohibited.
- b. On street parking shall be limited to homeowners' vehicles, service providers, deliveries, and guests.
- c. No garage shall be used for storage that prevents parking of two vehicles.

- d. Residents with more than two cars may apply for a third car permit. Granting of such a permit will be at the sole discretion of the Board of Directors, issued by the management company.
- e. Curbs and lanes around cul-de-sacs, street and mailbox islands are designated as FIRE LANES. Parking is prohibited in these areas to all vehicles except emergency vehicles.
- f. Where temporary curb side parking is permitted, residents shall always strive to park following the flow of traffic, and in front of their own property.
- g. Parking of trucks, buses, commercial vehicles, recreational vehicles, trailers, boats, dune buggies, golf carts and the similar types of vehicles is prohibited within the community with the exception of Lot "C" – reserved for currently registered, permitted vehicles.
- h. Parking on sidewalks prohibited.
- i. Garage doors should remain closed at all times except while in use of the garage space.
- j. Overnight parking IS ALLOWED on the east side of 18th Street to Winter Drive, but not blocking the front entrance/door of any home.
- k. Parking on the west side of 18th Street, near the pool, from Hayward Drive to Frier Drive IS PROHIBITED.

2.1.2 Court Homes

- a. Overnight carport/curbside resident parking is limited to two (2) vehicles per residence: one in the carport, and one on the curbside, nearest to the owner's residence. One vehicle must be parked in the carport when both vehicles are parked on the property.
- b. Court Home residents' curbside parking is limited to the following areas:
 - Both sides of Hayward Avenue and 18th Place
 - Frier Drive
 - East side of 18th Street in front of the Court Homes; NOT on the west side of street (pool side)
 - Parking Lot "C" (northwest corner of Belmont Avenue and Frier Drive)
- c. Vehicles parked curbside shall be as close as possible to the front door of the vehicle owner's residence and within the above-designated areas.
- d. Tandem parking in the carport area of the Court Homes is NOT allowed unless you can do so without impeding others from ingress and egress.
- e. Short-term, non-resident, curbside parking shall be limited to deliveries, service vendors, and guests. *(See 2.1.3 Overnight Guest Parking.)*

2.1.3 Overnight Guest Parking

- a. Guests, whose vehicles will be parked on property for more than 48 hours, must be registered with the management company. Registration is limited to 14 consecutive days or a total of 21 days in any 90-day period. Guest vehicle parking in excess of these limits must find alternative parking.
- b. Guest vehicle parking must conform to the basic parking requirements of 2.1.1 and 2.1.2 above.

2.2 Parking Lot "C"

(Note: Located at the northwest corner of Belmont Avenue and Frier Drive)

- a. Recreational vehicles may be brought into the community for loading and unloading only, and for a period not to exceed 24 hours; however, they must be stored overnight in Lot "C". No registration required for overnight parking.
- b. Spaces for short-term parking (48 hours maximum) are available upon notification to the management company, no registration fee required.
- c. As long as space is available, long-term parking/storage of inactive vehicles, boats, trailers, RV's, or for homeowners with a third car actively in use may also register for a parking space in this lot at a monthly cost of \$25.00. All vehicles must be registered with management company and have a current plates and registration. *(Exhibit B)*
- d. Vehicles may be restricted at the Board of Directors' discretion based on vehicle size or condition.
- e. Unregistered vehicles may be subject to fines, towing fees, or any other expenses incurred with the resolution of the prohibited parking.

2.3 Community Pool Parking Spaces

- a. The pool area parking spaces are for the use of community pool users and maintenance vehicles, exclusively.
- b. No overnight parking is allowed.
- c. Illegally parked vehicles may be removed at owners' expense.

2.4 Enforcement

- Failure to comply with the guidelines stipulated in this Section 2, Parking, will result in vehicle towing at owner's expense, additional fines, or both.

Section 3. Architectural Guidelines

Always notify the management company prior to beginning any major repair or replacement. Complete and submit an Architectural/Landscape Change Form prior to beginning any exterior work involving a change (Exhibit C), and always notify the management company prior to doing any general maintenance and/or repair work.

3.1 Specific Colors

In keeping with the original COLOR intent of the builder: *(See Section 3.2 Doors.)*

- Court Home window/door frames must be a dark brown color compatible with Norfolk Brown. Security doors and window guards may be either Pyrite or black, but if both are installed, the color should be the same. Side patio gates are the responsibility of the Pointe Community Association and may only be Navajo White, or black.
- Single Family Attached/Detached window frames may be an anodized brown, Norfolk Brown or Navajo White and side patio gates may be Navajo White or black. Security doors may be Navajo White or black.
- The PCA formula for Navajo White and Norfolk Brown are both available through Dunn Edwards.

3.2 Accessories Court Home owners need to check with the management company as not all accessories apply or are allowed.

a. Address Plates *(See HBA Paragraph 3.5.)*

- Court Home owners in need of replacement or repair of their front address plaque should contact the management company.
- Single family attached/detached replacements must replicate the original lettering and edge color scheme and design. *NOTE: Please contact Architectural Committee or management company with any questions.*
- Current authorized vendor for address plaques (8/2017): TS&G Signs & Displays, 729 N. Golden Key Street, Gilbert, AZ 85233
www.tsgsigns.com 480-967-1191

b. Awnings

- The approved canvas colors for the Single Family homes have been designated as Salmon/Terracotta, Dark Brown, and Dark Green. *(See House of Canvas for color samples.)* Scalloped or straight bottom hem are optional.
- Court Home awning color remains Salmon.

- As Court Home awnings are replaced, the newly adopted style is a straight bottom hem – no decorative cut or scalloped edging. *(As of 6/2017)*

c. Balconies

- Court Homes should limit balcony furniture to two chairs and one small table.
- Balconies should not be used for storage.
- Barbecue grills and fire pits are NOT allowed.

d. Door Decorations

- Front or back door adornments are allowed.
- Wreaths should be no larger than 24” in diameter
- All shall be in good taste and condition.

e. Electrical Boxes

- Whenever possible, service pedestals, transformers, switch cabinets and similar installations shall be painted Navajo White, to blend with the community landscape.

f. Flags and Flag Poles

- All freestanding flagpoles must be approved in writing by the Architectural Committee.
- Flagpoles, attached to the residence, shall be no longer than six feet in length and one inch in diameter and shall be mounted at first floor-level only.
- Permitted flags: United States, Arizona State, Navy, Army, Air Force, Marine Corps, Coast Guard, POW/MIA, The Arizona Indian Nation and other flags allowed by Arizona State Statutes.
- Flags shall be flown in accordance with Federal and State Guidelines.
- During traditional holiday seasons, flags commemorating those seasons shall be allowed.
- Flags must be in good taste and condition.
- Party or sports banners and/or foreign nation flags are permitted for short-term during seasonal events and celebrations.

g. Holiday Decorations

- Seasonal decorations may be placed on the exterior of a Court Home or Single Family Home thirty (30) days prior to the holiday but must be removed within thirty (30) days after the holiday. As long as decorations follow these guidelines, no approval is required.

h. Security Signage

- One (1) security signage window decal, not exceeding 6" x 6", may be placed in the bottom left or right-hand corner of a first-floor window.
- One (1) security sign, 10" x 10", may be located outside within 12" of the residence or residence wall.
- All signage must be professionally lettered and finished.

i. Stained Glass Panels *Requires AC Approval. (5.3 HBA Section 3 USES Paragraph 3.2 Construction. Lines 5 through 10.)*

- Stained glass panels and windows are permitted for Single Family homes but must be approved by the Architectural Committee prior to installation.

j. Umbrellas and Sun Sails *Requires AC Approval, if Attached and Visible.*

- If visible from neighboring properties, ALL umbrellas and/or sun sails shall be fabric and of a solid color.

k. Walkways and Stepping Stones *Requires AC Approval.*

- Walkways or step stones shall be constructed of cement with a salt-treated pattern to match sidewalks, burnt Mexican brick, concrete or clay pavers, or Saltillo tile.

l. Water Hoses

- When not in use, all hoses, visible from the street, must be contained out-of-sight in a terra cotta pot or on a hose reel that is hidden by a wall or landscape.

m. Wires

- If visible from neighboring property, cable/TV/internet wiring shall be affixed in an intersection or 90-degree angle and painted Navajo White.

- All homeowners are encouraged to have such wires located to the side or rear of the residence whenever possible.

n. Trellises *Requires AC Approval.*

- When visible from the street or neighboring property, trellises must be painted Navajo White and require Architectural Committee approval.
- All trellises must be of a simple design, a lasting material, and maintained.

o. Pergolas and Ramadas *Requires AC Approval.*

- Backyard pergola and ramada structures are permitted, but if visible from the street or from neighboring property, all will require Architectural Committee approval prior to construction and/or installation.
- Court Home pergola, ramada, and other exterior structures are the responsibility of the Pointe Community Association. No individual modifications are allowed.

3.3 Doors *(See HBA Paragraph 3.9)*

a. Carports (Court Homes) *(See HBA Paragraph 6.2)*

- Since the Pointe Community Association maintains the carports, no individual modifications are allowed.
- Court Home owners are encouraged to clean and maintain carport areas in consideration of neighboring property owners.

b. Garage Doors *Notify the management company when replacing.*

- Garage doors of all residents shall be replaced with like doors.
- Garage doors of the Single Family Attached residences shall be a solid panel, finished in wood grain texture, painted Navajo White.
- Garage doors for Single Family Detached residences shall be solid or panel, with or without sunburst glass top panel, finished wood grain texture, painted Navajo White.

c. Front Doors Requires AC Approval.

- As established by the developer, front doors shall be a solid raised or carved panel wood door.
- Doors may be stained dark oak/walnut or painted Navajo White, with the exception of the Court Homes which shall all have dark brown stained front doors (on the exterior). Court Home doors are maintained by the Pointe Community Association with the exception of those damaged by neglect or abuse.
- Front door insect screens are not permitted if visible from neighboring properties, with the exception of approved security doors with screening.

d. Exterior Door Hardware

- Exterior door hardware shall be a single knob, lever, or thumb latch handles similar to the original hardware.
- The Court Home hardware on exterior doors shall all be the same.
- Kickplates are not permitted.

e. Patio Doors Requires AC Approval. (See HBA Paragraph 3.2)

- Court Home patio doors shall be either French doors or aluminum sliding doors painted Norfolk Brown, Navajo White, or an anodized brown color.

f. Pet Doors May Require AC Approval.

- If visible from the street or from neighboring property, pet doors shall match the surrounding door or window.

g. Security Doors Requires AC Approval and Picture.

Security Doors, such as those sold by Steel Shield, Lowes, or Home Depot, have been approved as follows:

- Court Home security doors must be in a plain bar style and painted Pyrite (a Steel Shield color).
- Single and Detached Family Homes must be in a plain bar style and painted Navajo White or black.

3.4 Lights

a. Approved Existing Lights *May Require AC Approval.* (HBA Paragraph 3.4)

- Existing original “Gosnell” light fixtures are not UL approved and may be replaced following the established guidelines (Section b).
- All existing original “Gosnell” light fixtures are acceptable.
- Porch lights and other light fixtures defined as customary, indirect, with non-colored light bulbs are permitted without Architectural Committee approval.
 - Customary - light fixtures installed for purpose of facilitating and/or improving night vision, security, or for seasonal decoration or uses, located on the exterior surfaces of the dwelling or in the front, rear, or side yards of the property.
 - Not customary and requiring Architectural Committee approval - illuminated artwork, fixtures or elements not providing customary/safety lighting, illuminated signage, and/or displays, moving lights or light reflection elements.
 - Indirect - those light fixtures NOT specifically focused or directed towards the street or another neighboring property.
 - Non-Colored - all permanent light fixtures shall have standard incandescent or fluorescent, white, LED, or solar light bulbs with the exception of season decoration and/or seasonal decorative uses. No low-pressure sodium or mercury vapor lighting is permitted
- Light fixtures not included in the aforementioned categories (as specified in the HBAs) will require Architectural Committee approval.

b. Guidelines

- Light fixtures shall be Underwriters Laboratory (UL) approved.
- Single Family suggested standards:
 1. Color: Oxidized (Rust), Brass, Black, Patina or Copper metal
 2. Size: Minimum – 12” high, 4” across and 4” deep. Maximum: 24” high, 10” across and 6” deep
 3. Mounting shall be at a height of approximately seven (7) feet as measured to the center line of the electrical box.
 4. Glass: Colorless, clear or fritted
 5. Bulbs: No halogen, low pressure, or mercury

- Court Home outside light fixtures shall be standardized as to size, shape, and color as determined by the Board of Directors.

c. Security, Flood Lighting and Motion Detectors Requires AC Approval.

Lighting for security is permitted with the following considerations:

- Use “dimnable lighting” whenever possible to control brightness.
- Use LED lighting.
- Avoid light pollution by using targeted down lighting and shields or “eyelids” so the light goes where it is supposed to go and does not bother neighboring properties.
- Be considerate of neighbors and nighttime traffic; light deliberately instead of illuminating unnecessarily.

3.5 Roofs Requires AC Approval. (HBA Paragraphs 3.9 and 3.3)

a. Color

- Color shall be white for flat roofs, terracotta clay tile with mortar on sloped roofs, or as approve by the Architectural Committee.
- All roof lines, fascias, flashing, or other exposed trim area shall be Navajo White or Norfolk Brown to match adjacent surfaces.

b. Scuppers and Gutter Systems

(scuppers, scupper boxes, leader heads, leaders and downspouts) *The HOA reserves the right to request modification or removal of any gutters and downspouts that do not comply with these guidelines.*

- All visible gutter systems must be approved by affected neighbors and the Architectural Committee prior to installation.
- All shall be painted Navajo White, be constructed of steel or aluminum, and have a professionally installed appearance using a clean, simple design.
- Downspouts may be directed to release water away from a house but not toward neighboring properties.
- Downspouts may not be directed over a wall.
- Every attempt should be made to keep items from direct visibility from the street.

c. Sun Decks

- Other than balconies, the roofs of residences shall NOT be used as sun decks or living areas, with the exception of those originally built with this feature.

3.6 Storage Areas (Exterior) *(HBA Paragraph 3.3)*

- Exterior storage and storage shed units are NOT allowed.

3.7 Swimming Pools *May Require AC Approval.* *(HBA Paragraph 3.9)*

- All installation and/or “fill-in” of swimming pools must be approved by the Architectural Committee as the project may affect adjacent neighboring properties.
- Draining and/or filter backwash of pools must follow Phoenix City Code and water may NOT be drained into the streets, alleys, washes, ditches, or other City of Phoenix right-of-ways. These are considered part of the storm drain system.
- Homeowners with pools are encouraged to use the water to irrigate landscaping. Large amounts of water may be drained utilizing a home’s sewer clean- out. Reference the City of Phoenix website for additional information at:
<https://www.phoenix.gov/waterservices/customerservices/generalinfo/poolinfo>

3.8 Walls, Fences, Gates and Pet Restraints *Requires AC Approval.*

a. Walls

- Walls must remain masonry and painted the same color as the residences, Navajo White.
- The stucco pattern used throughout the community is Spanish Lace.
- Any proposed changes to walls must be approved by the Architectural Committee prior to work commencement.

b. Gates and Wrought Iron Fences (For Single Family Homes)

- Wrought iron gate replacement design can be the original Mediterranean theme made of square solid or square tubing and painted one of the current colors approved by the Architectural Committee.
- Flora (plants/flowers) and fauna (animals) along with any other recognizable symbols or icons are prohibited.
- Gate colors shall be Navajo White, Black or Rustic Iron Rubbed Bronze.
- Supporting pictures and paint color are required with the Architectural Application prior to installation.

c. Pet Restraint Screens

- Chicken wire and expandable baby gates are prohibited.
- Gates with restraint screen shall be perforated metal mounted on the interior of the gate covering the full width and height of the gate and painted to match the color of the gate. The perforated metal shall be 1/16" RD (round diameter) on 3/32# stg (staggered pattern) at a 41% OA (open area), plain steel 22 or 24 gage.
- Any restraint screen must be approved by the Architectural Committee.

3.9 Windows *Requires AC Approval. (HBA Paragraphs 3.2 and 3.9)*

a. Window Guards

- Window guards, of any kind, shall be approved by the Architectural Committee prior to installation.
- Window guards should be simple, linear, NOT extend beyond the window frame and if available, match the design of existing wrought iron security door. Selected color must match other existing wrought iron accessories.
- Window guards shall comply with city code and fire exit safety regulations – Phoenix Fire Department recommends that bars on windows should have a single action quick release device.

b. Window Trim

- Single Family may be a dark brown complement of Norfolk Brown or Navajo White.
- Court Home window trim must be a dark brown complement of Norfolk Brown or an anodized brown.
- Affected by the sun, weather, and time, window trim must be maintained to look its best.

c. Window Tinting

- Window tinting, if visible from neighboring property, shall be non-reflective smoke glass color conforming to Phoenix City Code #507 (non-reflective).

3.10 Satellite Dishes/Television Antennas *Requires AC Approval.*

- Satellite dishes must NOT exceed 30" in diameter.
- The proposed location of satellite dishes must be submitted to the Architectural Committee for approval.
- Homeowners shall make every attempt to conceal satellite dish placement from the view of neighboring properties. It is recommended that satellite dishes be installed on the inside of a parapet wall, so not to be visible.
- Television antennas one (1) meter or less in diameter are permitted per the Federal Telecommunications Act of 1996 OTARD Rule. It is required, however, that their location and concealment are reviewed by the Architectural Committee. *(5.5 HBA Section 3 USES Paragraph 3.4 Utilities Line 6)*

3.11 Real Estate Signage

- Real estate signage frames shall be industry standard.
- Real estate signs must not exceed eighteen by twenty-four inches (18" x 24"). Riders must be limited to two (2) and must not exceed six by twenty-four inches (6" x 24").
- No signage is allowed on the common areas or on the sidewalks with the exception of temporary Open House signs which must be removed by the end of the day.
- Court Home For-Sale signs are limited to front windows and/or gates.

- Real estate signage frames shall be industry standard black or white.
- Real estate signs must not exceed eighteen by twenty-four inches (18" x 24"). Riders must be limited to two (2) and must not exceed six by twenty-four inches (6" x 24").
- No signage is allowed on the common areas or on the sidewalks.
- Court Home For-Sale signs are limited to front windows and/or gates.

3.12 Political Signage

- Political signage must be limited to one per household and displayed only 71 days prior to an election date.
- The cumulative size of these signs shall not exceed nine (9) square feet.
- All political signs must be removed within seven (7) days following said election.

3.13 Solar Panels *Requires AC Approval.*

- The placement of solar panels on mission tile roofs is NOT permitted.
- On homes where they are allowed, solar panels must be located in such a manner as to minimize their visibility from the street.
- A roof plan showing the proposed location of solar panels must be submitted to the Architectural Committee for approval prior to installation.
- Court Homes are currently excluded.

3.14 Construction Dumpsters and Portable Toilets *Requires AC Approval.*

- Homeowners must register construction dumpsters and portable toilets with the management company prior to placing the items in front of their home, or in any space visible from the street or neighboring property.
- If the proposed construction project has been duly approved by the Architectural Committee, when required, the items will be allowed in place for a maximum of 30 days with an option to extend the placement another 30 days with approval from the management company.
- Construction dumpsters and portable toilets located on Dreamy Draw Drive may require a City of Phoenix permit.

3.15 Architectural Committee Approval Timelines

- The Architectural Committee time limit for any proposed landscaping work and/or residential modification, alteration, or addition is ninety (90) days from the date of approval.
- The Architectural/Landscape Change Application requires each applicant to state the *Desired Date to Begin Work* and the *Anticipated Completion Date*. Should either date need to be changed either by exceeding the ninety (90) day start up limit or the actual *Completion Date* of the project, the homeowner should notify the management company.

4. Architectural Guidelines

Homeowners must notify the Management Company prior to beginning any repair or replacement visible from the street and/or requires a dumpster to be located outside the home. Complete and submit an Architectural/Landscape Change Form for approval prior to beginning any exterior work involving a change.

Specific Colors

- a. Court Home
 - Doors must be a dark brown color compatible with Norfolk Brown.
 - Security doors and window guards may be either Pyrite or Navajo White, but if both are installed, the color must be the same.
 - Side patio gates are the responsibility of the Pointe Community Association and may only be Navajo White, or black.
- b. Single Family Attached/Detached
 - Window frames may be an anodized black or brown, Norfolk Brown or Navajo White.
 - Side patio gates may be Navajo White, black or anodized black or brown.
 - Security doors may be Navajo White, black or anodized black or brown. Would it make sense to change this to colors that manufactures produce? Is white a problem? How about "anodized brown, black or white?"
 - Front Doors and Front gates may be Navajo White, black or anodized black or brown. Materials may include rod iron, anodized metal or wood.

NOTE: The PCA formula for Navajo White and Norfolk Brown are both available through Dunn Edwards. If you want to use a different supplier, have them match these formulas.

4.2. Accessories

- a. Address Plates
 - Court Home owners in need of replacement or repair of their address plates attached to the wall are the responsibility of the HOA. Contact the management company.
 - The HOA maintains the street curb address painting for all homes.
- b. Awnings
 - As Court Home awnings are replaced, the newly adopted style is a straight bottom hem – no decorative cut or scalloped edging. Approved canvas colors are Terracotta or Dark Brown.

- Single Family attached/detached have option for scalloped and straight bottom hem are optional. Approved Canvas colors are Terracotta, dark brown, dark green or dark navy.
- c. Balconies
- Court Homes should limit balcony furniture to two chairs and one small table.
 - Balconies may not be used for storage.
 - Barbecue grills and fire pits are NOT allowed.
- d. Door Decorations
- Front door/gate adornments are allowed.
 - All shall be in good taste and condition.
- e. Electrical Boxes
- Service pedestals, transformers, switch cabinets and similar installations must be painted Navajo White. If you have questions regarding rules governing what should and should not be painted, please contact the Management Company.
- f. Flags and Flag Poles
- Flagpoles, attached to the residence, shall be no longer than six feet in length and one inch in diameter and shall be mounted at first floor-level only. Flag poles must be placed in a manner that does not obstruct walkways or driveways.
 - Flags shall be flown in accordance with Federal and State Guidelines.
 - Flags must be in good taste and condition.
- g. Holiday Decorations
- Seasonal decorations may be placed on the exterior of a Court Home or Single Family Homes thirty days prior to the holiday but must be removed within thirty days after the holiday. As long as decorations follow these guidelines, no approval is required.
- h. Umbrellas and Sun Sails
- If visible from neighboring properties, umbrellas and/or sun sails shall be fabric and of a solid color.
 - Requires AC approval, if attached and visible.
- i. Walkways and Stepping Stones
- Walkways or step stones shall be constructed of cement with a salt-treated pattern to match sidewalks, burnt Mexican brick, concrete or pavers, or Saltillo tile.
- j. Water Hoses
- When not in use, all hoses, visible from the street, must be contained out-of-sight in a terra cotta pot or on a hose reel that is hidden by a wall or landscape.
- k. Wires
- If visible from neighboring property, cable/TV/internet wiring shall be affixed in an intersection or 90-degree angle and painted to match the home.

- All homeowners are encouraged to have such wires located to the side or rear of the residence whenever possible.
- i. Trellises
- When visible from the street or neighboring property, trellises must be painted Navajo White, black, anodized black or brown.
 - All trellis must be of a simple design, a lasting material, and maintained.
- m. Pergolas and Ramadas
- Backyard pergola and ramada structures are permitted, but if visible from the street or from neighboring property, all will require Architectural Committee approval prior to construction and/or installation.
 - Court Home pergola, ramada, and other exterior structures are the responsibility of the Pointe Community Association. No individual modifications are allowed.

4.3. Doors

- a. Garage Doors
- Garage doors of all residents shall be replaced with like doors.
 - Garage doors of the Single Family Attached residences shall be a solid panel, finished in wood grain texture, painted Navajo White.
 - Garage doors for Single Family Detached residences shall be solid or raised panel, with or without sunburst glass top panel, finished wood grain texture, painted Navajo White or dark brown.
- b. Front Doors
- Single Family Attached/Detached doors style is not restricted. Colors approved are Dark Brown, Navajo white, or anodized black or brown.
 - Single Family Attached/Detached homes: Security and Insect screens are permitted in the approved colors, Navajo white, black, anodized black or brown.
 - Court Homes shall all have dark brown stained front doors (on the exterior). Court Home doors are maintained by the Pointe Community Association except for those damaged by neglect or abuse.
 - Court Home security doors must be a plain bar style. Approved colors are Navajo white or Dark Brown. No insect screens allowed.
- c. Exterior Door Hardware
- The Court Home hardware on exterior doors shall all be the same, to match the existing design.
- d. Court Home Patio Doors
- Court Home patio doors shall be either French doors or aluminum sliding doors painted Norfolk Brown, Navajo White, or an anodized black or brown color.
 - Requires AC approval.
- e. Pet Doors

- Single Family attached or detached: If visible from the street or from neighboring property, pet doors shall match the surrounding door or window.
- Court home owners must get Architectural committee approval.

4.4. Lights

a. Approved Existing Lights

- Courthouse exterior lighting is provided and maintained by the HOA.
- Porch lights and other light fixtures defined as customary, indirect, with non-colored light bulbs are permitted without Architectural Committee approval.
- Non-customary lighting such as illuminated artwork, fixtures or elements not providing customary/safety lighting, illuminated signage, and/or displays, moving lights or light reflection elements, require AC approval.

b. Security, Flood Lighting and Motion Detectors

Lighting for security is only permitted on single family attached and detached homes. It requires AC Approval if the placement affects your neighbor.

4.5 Roofs

c. Color

- Color shall be white for flat roofs, terracotta clay tile with mortar on sloped roofs, or cement tiles, New Eagle 3419 Marana Tile barrel style as approved by the Architectural Committee.
- All roof lines, facias, flashing, or other exposed trim area shall be Navajo White or Norfolk Brown to match adjacent surfaces.

d. Scuppers

- Scuppers shall be painted, Navajo White.
- Leader heads and leaders connected to the original six inches (6") galvanized overhang scuppers shall be allowed only with the prior approval of the Architectural Committee.

e. Gutter Systems

- All visible gutter systems must be approved by the Architectural Committee prior to installing.

f. Sun Decks

- Other than balconies, the roofs of residences shall NOT be used as sun decks or living areas, with the exception of those originally built with this feature.

4.5. Storage Areas (Exterior)

- a. Exterior storage and storage shed units shall be permitted upon review of design and specifications, and prior written approval of the AC. Any approved and authorized exterior storage or storage unit shall be attractively screened and concealed—subject to all required approvals as to Architectural Control so as to not be visible from neighboring properties.

4.6. **Swimming Pools and Spas**

- a. Draining and/or filter backwash of pools must follow Phoenix City Code and water may NOT be drained into the streets, alleys, washes, ditches, or other City of Phoenix right-of-ways. These are considered part of the storm drain system.
- b. Homeowners with pools are encouraged to use the water to irrigate landscaping. Large amounts of water may be drained utilizing a home's sewer clean-out. Reference the City of Phoenix website for additional information at:<https://www.phoenix.gov/waterservices/customerservices/generalinfo/poolinfo>

4.7. **Walls, Fences, Gates and Pet Restraints**

Walls, fences, gates and pet restraints visible from the street are subject to the following:

- a. Walls
 - Walls must remain masonry and painted the same color as the residences, Navajo White.
 - Any proposed changes to walls must be approved by the Architectural Committee prior to work commencement.
- b. Gates and Wrought Iron Fences (For Single Family Homes)
 - Wrought iron fences shall be made of square solid or square tubing and painted one of the current colors approved are Navajo white or Black,
 - Flora (plants/flowers) and Fauna (animals), along with any other recognizable symbols or icons, are prohibited.
 - Supporting pictures and paint color are required with AC application prior to installation.
- c. Pet Restraint Screens
 - Chicken wire and expandable baby gates are prohibited.
 - Any restraint screen must be approved by the Architectural Committee.

4.8. **Windows**

Windows visible from the street shall be subject to the following:

- a. Window Guards
 - Window guards, of any kind, must be approved by the Architectural Committee prior to installation.
 - Window guards must be simple, linear, NOT extend beyond the window frame and if available, match the design of existing wrought iron security door. Selected color must match other existing wrought iron accessories.

- Window guards shall comply with city code and fire exit safety regulations – Phoenix Fire Department recommends that bars on windows should have a single action quick release device.
- b. Window Trim
- Single Family may be a dark brown complement of Norfolk Brown or Navajo White.
 - Court Home window trim must be a dark brown complement of Norfolk Brown or an anodized brown.
- c. Window Tinting
- Window tinting, if visible from neighboring property, shall be non-reflective smoke glass color conforming to Phoenix City Code #507 (non-reflective).

4.9. Satellite Dishes/Television Antennas

- a. Satellite Dishes
- Satellite dishes must NOT exceed 30" in diameter.
 - Must be submitted to the Architectural Committee for approval.
 - Homeowners shall make every attempt to conceal satellite dish placement from the view of neighboring properties. It is recommended that satellite dishes be installed on the inside of a parapet wall, so not to be visible.
- b. Television Antennas
- Television antennas one (1) meter or less in diameter are permitted per the Federal Telecommunications Act of 1996 OTARD Rule.
 - It is required, that their location and concealment are reviewed by the Architectural Committee.

4.10. Real Estate Signage

- a. No signage is allowed on the common areas or on the sidewalks.
- b. Court Home for-sale signs are limited to front windows and/or gates.

4.11. Political Signage

- a. Political signage must be limited to one per household and displayed only 71 days prior to an election date.
- b. The cumulative size of these signs shall not exceed nine (9) square feet.
- c. Political signs cannot be hung off roof tops.
- d. All political signs must be removed within 7 days following said election.

4.12. Solar Panels

Arizona Revised Statute (ARS) Section 33 -1816 (the Planned Communities Act) strictly prohibits planned communities from prohibiting the installation or use of a solar energy device. The law allows planned community associations like to adopt rules regarding the placement of these devices so long as these rules do not effectively prevent installation, impair the device's ability to function or adversely affect the cost of the device. The Pointe Homeowners Association has adopted the rules below to govern the placement of the panels.

A.R.S. Section 44 -1761 defines “solar energy device,” in part, as a system or series of mechanisms designed primarily to provide heating, cooling, or day lighting, to produce electrical or mechanical power, or to provide any combination of the foregoing by collecting and transferring solar generated energy into such uses either by active or passive means. Such systems may also have the capability of storing such energy for future utilization. Passive systems shall clearly be designed as a solar energy device.

- a. The placement of solar panels on mission tile roofs is NOT permitted.
- b. On homes where they are allowed, solar panels must be located in such a manner as to minimize their visibility from the street.
- c. A roof plan showing the proposed location of solar panels must be submitted to the Architectural Committee for approval prior to installation.
- d. Court Homes are currently excluded.

4.13. Construction Dumpsters and Portable Toilets

- a. Homeowners must register construction dumpsters and portable toilets with the Management Company prior to placing the items in front of their home, or in any space visible from the street or neighboring property.
- b. If the proposed construction project has been duly approved by the Architectural Committee, when required, the items will be allowed in place for a maximum of 30 days with an option to extend the placement another 30 days with approval from the management company.
- c. Construction dumpsters and portable toilets located on Dreamy Draw Drive may require a City of Phoenix permit.

4.14. Architectural Committee Approval Timelines

- a. In accordance with the Pointe Community HBAs, The Architectural Committee has forty-five (45) days to approve or disapprove your project. You may not commence with your project prior to AC approval.
- b. The Architectural Committee time limit for any proposed landscaping work and/or residential modification, alteration, or addition is ninety days from the date of approval.
- c. The Architectural/Landscape Change Application requires each applicant to state the Desired Date to Begin Work and the Anticipated Completion Date. Should either date need to be changed either by exceeding the ninety-day start up limit or the actual Completion Date of the project, the homeowner should notify the Management Company.

5. Landscaping

Landscape/Remodel Projects that can be seen from the street or by neighbors must be reviewed and approved by the Architectural Committee, subject to the following guidelines:

- a. All properties are required to have operating, automatic, in-ground irrigation systems. Above ground, oscillating sprinklers are prohibited except on a temporary basis in the case of malfunction of the automatic system.
- b. The annual water and sewer fees for homes in this community are based on the actual water usage from mid-December through mid-March. To the extent possible, please try to conserve water but especially during this period.

5.2. Landscape Maintenance

- a. **Landscape Maintenance Crews**
It is the responsibility of homeowners to manage their landscape maintenance crews and assume responsibility for the actions of their crews.
 - It is illegal to dump cuttings anywhere in our community. If a crew is observed doing this, the responsible homeowner could receive a violation notice and possibly be fined. The homeowner will be assessed the cost of the cleanup of any such dumping.
 - In consideration of other homeowners, suggested professional landscape maintenance times are from Monday at 8:00 am until Saturday at 12:00 pm.
- b. Professional landscaping work (repair, maintenance and/or construction) is discouraged between Saturday noon and Monday morning.
- c. **Tree Trimming**
 - Trees should be trimmed when necessary so they do not become safety hazards, particularly during storms.
 - Single family homeowners are responsible for the trees on their property. Those located in the common areas are the responsibility of the Pointe Community Association.
 - Court Home owners are responsible for the trees within their courtyard/patio area.
- d. **Tree Spraying**
 - OLIVE TREES, which shall be sprayed once a year in late January through March (when the tree is 2/3 in bloom) to avoid fruit production.
 - Homeowners failing to spray are responsible for regularly removing all fruit and related litter from the sidewalk and street along their property line.
- e. **Tree Roots**
 - Tree roots may, over time, interfere with shared community water lines and/or damage sidewalks and roadways. Should this be the case, the tree owner will be responsible for all repairs and may be required to remove the tree(s).
- f. **Palm Tree Trimming**

- Palm trees must be trimmed once a year beginning in June.
 - All trimming must be completed by July 1st.
- g. **Fruit Tree/Plant Litter**
As fruit ripens, ALL must be removed so not to attract unwanted pests. The area around a fruit tree must be cleaned on a regular basis.
- Homeowners are also responsible for regularly removing all plant litter (blossoms, seed pods, leaves) from the sidewalk and street along their property line.
- h. **Trimming Shrubs and Ground Covers**
- Plants must be maintained regularly to prevent an overgrown appearance and to help them flourish and be at their most attractive.
 - Plant material is not allowed to encroach upon sidewalks, driveways, building entrances, gates, and neighboring properties. Regular trimming is critical to maintaining the well-manicured look of the community.
- i. **Removal of Dead and/or Dying Plant and/or Plant Parts**
- Plants must be trimmed regularly to remove dead branches and leaves. Dead plants should be removed as soon as noticed.
- j. **Lawn Maintenance**
- Lawns should be maintained, and the edges of the lawn must not grow into the pavement.
 - Lawns must be over-seeded with a winter rye seed in the fall if it is seen by the neighborhood. This seeding must be completed before December 1st to assure proper growth.
 - If a lawn has brown spots, the irrigation system should be checked to make certain adequate water is being distributed over the lawn. If brown spots seem to be an ongoing, continuous problem, the homeowner should seek advice from a landscape professional.
 - Rabbits and pets can contribute to brown spots. There are a variety of commercial resources and remedies that might help deal with these issues. All homeowners are encouraged to report pet owners who do not clean up after their pet.

5.3. The Wash

- a. **Protected by Federal Law**
The arroyo, as many call it, is a natural area and drainage course that runs through this community. It provides a habitat for birds, animals, insects, flora, and fauna, as well as privacy and open space.
- The wash is considered a common area. It was left undisturbed when the community was developed so homeowners could benefit from this amenity.
 - The wash is considered a wetland, as defined by the U.S. Army Corps of Engineers and is protected by the Clean Water Act, Section 404 and Phoenix City Code.
- b. **Wash Guidelines**
- Do not disturb the ground in the wash. Plants and trees may be cut, but roots must remain intact to reduce erosion.
 - Do not dump landscape cuttings into the wash.

- Do not drain pool water or any other liquid into the wash.
 - Do not place ANY debris in the wash, e.g., soil, silt, sand, rubbish, broken concrete, asphalt, oil, tires, batteries, construction material or litter.
 - If plants are planted on private property adjacent to the wash, erosion control methods must also be installed.
 - Homeowners not adhering to these requirements will be in violation of these Rules and subject to a fine.
- c. HOA Responsibility In and Near the Wash
- The wash is cleared twice a year by the HOA's landscape maintenance company.
 - The landscape maintenance crew is instructed to clean about a ten (10) foot wide strip down the middle of the wash. Within this strip, they clear out anything that impedes the flow of water and remove dead dry brush that might pose a fire danger.
- d. Drainage Ways
- Drainage ways are to be maintained by the Pointe Community Association.
 - Homeowners cannot plant or install items that prevent normal water flow through the drainage ways.
- e. Homeowner Responsibility In and Near the Wash
- It is the responsibility of homeowners with lots adjacent to the wash to keep their portions of the wash in good shape.
 - Property lines are not marked in the wash. Fences do not mark property lines, which has caused confusion among property owners who think fences mark the property lines. Many lots extend down into the wash.
 - All property owners landscaping along the wash should know where the edges of their properties are located. Homeowners are responsible for educating themselves as to their property lines along the wash or checking with the City of Phoenix assessor's office for the exact plat measurements of their property to determine its limits and its relationship to the Association Common Area(s) and the wash.
 - Property owners along the wash shall remove debris, leaves, dead plants and litter from that portion of their property that adjoins the wash.
 - No private vegetation, plantings and paving beyond a homeowner's property is permitted.

5.4. Hardscaping and Alternate Materials

As a general rule, the guidelines below apply to areas that can be seen from the street or from neighboring properties.

- a. Crushed Granite

If crushed granite is desired, it must be filtered granite sized 1/2" to 3/4" and be installed to a minimum depth of 2 inches throughout the yard.

- The only shades of granite allowed in this community are Madison Gold or Adobe Red.
- Granite colors and placement must be reviewed and approved by the Architectural Committee

b. Boulders

- Boulders for decorative and functional purposes are permitted but must be submitted to the Architectural Committee for approval prior to installation.
- The homeowner must state the number of boulders proposed, their sizes and configuration on the lot in sufficient detail for the approval process.
- It is suggested that boulders be slightly buried to achieve a natural look rather than being simply placed on top of the ground.

c. Rip Rap, River Rock and pea gravel

- Colors and placement must be reviewed and approved by the Architectural Committee
- Pea gravel approved 1/8" to 3/8" in size. The approved colors are natural buff, rust brown or shades of gray.

d. Pots and Planters

Require AC approval, if visible from the street or from neighboring properties, subject to the following:

- Pots and planters shall contain only live plants.
- Wood pots are not permitted.
- Pots located on common walls must be agreed upon by neighbors.
- Planters and/or borders shall be only of brick or stuccoes to match the house.
- All such planters and/or borders, if visible from the street, must be approved by the Architectural Committee prior to installation.
- All visible pots and planters must be properly maintained and damage caused by water must be repaired.
- Brick planters in front of Court Home properties are the responsibility of the Pointe Community Association.

e. Artificial Turf

After a test installation to analyze the viability of artificial turf in this community, the Architectural Committee has concluded that this material may be approved for certain installations visible from the street or neighboring property, subject to the following guidelines. Installations require Architectural Committee review and approval.

- Only Landscape Turf is allowed.
- Guidelines for Selecting and Installing Artificial Turf:
 - Artificial turf must be professionally installed.
 - Architectural Committee applications for installation of artificial turf must include a sample of the exact finished turf product.

- Only natural grass colors are acceptable; multi-toned natural grass colors are permitted.
- Artificial turf must be installed in such a way as to appear seamless and uniform.
- The pile height of the artificial turf shall be minimum of 1 ½ inches, not to exceed 2 inches.
- Artificial turf must be maintained in like new condition, color, and uniformity with no tears or seams visible.
- When artificial turf reaches the end of its lifespan and no longer appears natural in color and appearance, or has suffered irreparable damage or wear, the turf must be replaced.

f. **Xeriscape**

The use of drought tolerant plantings and other water conservation methods of Landscaping are encouraged. However, it is important to note that Xeriscape is allowed, but Zeroscape (No living plant material) is Prohibited. For Xeriscape Landscape the following must be followed: Architectural Application filed with Design Drawing showing actual dimensions of the area to be Xeriscape. 1/3 of that area must be planted with proposed drought tolerant plants showing the exact location of the plants

September 17,2020

3.3 Doors Section C. Front Doors on SFA and SD Homes (Require AC Approval on Design)

Addition to Pointe Rules:

Front Doors may be of "Iron"- "Black or Rustic Iron Rubbed (Dark) Bronze.


Jackie **Barnette**, Chair


Princess **Crump**


Fran **Dickman**


Chris **Kuczka**

Pointe Community Association

Change to Pointe Rules

3.8 WALLS, FENCES, GATES AND PET RESTRAINTS

c. Pet Restraint Screens

- Chicken wire and expandable baby gates are prohibited.
- Gates with restraint screen shall be perforated metal mounted on the interior of the gate covering the full width and height of the gate or composite slats mounted vertically on the interior of the gate the full width and height, painted Navajo White or Black to match the metal tubing. The perforated metal shall be 1/16"RD (round diameter) on 32# staggered pattern at a 41% open area, plain steel 22 or 24 gauge.

Jacqui Bernette 4/20/19
Chair person

Priscilla King
4/20/2019

Janice Kuzma
4-20-19

Adrianne 4/20/19

SIDE GATES

All Side Gates should reflect the original community design using wrought iron square solid or square tubing painted Navajo White or Black. As stated in the Pointe Rules pet restraint screens may be added using either perforated metal, mounted to the interior of the gate covering the full width and height of the gate or composite slat material also mounted vertically to the interior of the gate the full width and height and painted Navajo White or Black matching the tubing color. It is recommended that the perforated metal shall be 1/16" RD (round diameter) on 3/32# staggered pattern at a 41% open area, plain steel 22 or 24 gauge. All gate changes and/or additions must be preapproved by the Architectural Committee.

Jackie Bennett 4/20/19
Chair Person

Princess King
4/20/2019

Olivia Knapp
4-20-19

W. Williams 4/20/19

September 17, 2020

3.3 Doors Section C. Front Doors on SFA and SD Homes (Require AC Approval on Design)

Addition to Pointe Rules:

Front Doors may be of "Iron"- "Black or Rustic Iron Rubbed (Dark) Bronze.


Jackie **Barnette**, Chair


Princess **Crump**


Fran **Dickman**


Chris **Kuczka**

THE POINTE COMMUNITY APPROVED PLANT LIST (Revised in support of water conservation and native plants.)

*For low water use plants with pictures, homeowners may also refer to the following source: [Landscape Plants for the Arizona Desert](http://www.amwua.org/plants/) at <http://www.amwua.org/plants/>.

*These lists do not imply that every plant listed is suited to every landscape situation. **It is the responsibility of the Pointe Community homeowner to work with a local nursery, landscape designer, architect or contractor to determine which plants are suitable for a specific location. Use this information for drawings of proposed plants and their locations when submitting Architectural Form for landscape changes.**

Approved TREES *Consider limited planting space as well as height and spread of tree.

Arizona Rosewood	Palo Blanco
Casocalote	Palo Brea
Chilean Mesquite	Sweet Acacia
Desert Museum Palo Verde	Texas Ebony
Ironwood	Texas Mountain Laurel
Leather Leaf Acacia	Weeping Acacia
Orchid Tree	White Thorn Acacia

Approved SHRUBS

Baja Fairy Duster	Jojoba
Bottle Brush	Justica California
Brittle Bush	Little-leaf Cordia
Cape Honeysuckle	Milkweeds (Asclepias)
Chuparosa	Natal Plum, Tuttle
Coral Fountain	Ocotillo
Creosote Bush	Red Yucca
Desert Honeysuckle	Rose Mallow
Desert Ruellia	Rosemary
Dwarf Myrtle	Sage (All species)
Guara	Senna
Hibiscus	Yellow Bell Tecoma Stans
Hop Bush	

Approved VINES

Bougainvillea	Passion Vine
Cross Vine	Pink Trumpet Vine
Hall's Honeysuckle	Queens Wreath
Jasmine	Yellow Orchid
Lilac Vine Hardenbergia	

Approved GROUND COVERS

Blackfoot Daisy	Mexican Evening Primrose
Natal Plum, Carissa	Myoporum
Daminita	Prostrate Rosemary
Desert Marigold	Trailing Indigo Bush
Elephant Food	Trailing Lantana
Gazina	Wedelia Yellow Dot (Can be invasive.)
Gooding's Verbena	

Approved ACCENT PLANTS

Agave (All species)	Hesperole (All species)
Aloe (All species)	Mexican Bird of Paradise
Euphorbia (All species)	Sago Palm
Penstemon (All species)	

Prohibited - DO NOT PLANT!

Cat's Claw Vine	Pampas Grass
Ficus Tree	Sumac Tree
Olive Tree	



The Pointe Community Association

APPROVED EXAMPLES for Architectural/Landscape Changes

ALL require Architectural Change Application prior to installation.




SECURITY DOORS:

Court Home Security Door – Plain Bar Style

Single Family Security Door – Navajo White or Black

Court Home Front Security Door – Black or Pyrite

Court Home Carport Security Door – Navajo White, Black,
Anodized Brown (*all security doors in cluster carport should match*)



Pyrite Color for Court Homes,
as well as black

*Window guards should match security door style.

HARDSCAPE/CRUSHED GRAVEL:

Size - 1/2 to 3/4 inch

Minimum depth 2" all over

Acceptable colors: Adobe/Apache Red and Madison Gold

*As names have changed, hardscape should be in the same color family.

*Xeriscape front lawn must be 70% green to compensate for lack of grass.



Apache Red 1"






Madison Gold 1/2"

AWNINGS:

**Colors and color names are subject to change. Check with Management Company or Architectural Committee for approved colors. Recommended vendor: House of Canvas*


Single Family Colors - Salmon, Dark Brown, Dark Green with scalloped or straight bottom hem.

Court Home Colors - Salmon *All Court Home new/replace with straight bottom hem.



SIDE GATES:

All Side Gates should reflect the original community design using wrought iron square solid or square tubing painted Navajo White or Black. As stated in the Point Rules, pet restraint screens may be added using perforated metal mounted on the interior of the gate covering the full width and height of the gate and painted to match the color of the gate. It is recommended that the perforated metal shall be 1/16" RD (round diameter) on 3/32# staggered pattern at a 41% open area, plain steel 22 or 24 gage. All gate changes or additions must be preapproved by the Architectural Committee.





POINTE COMMUNITY ASSOCIATION APPROVED PAINT/COLOR FORM

To Be Submitted *BEFORE* Beginning Maintenance Work.

Owner Name (Please Print) _____ Email _____

Property Address _____ Lot# _____

Single Family Homes (SFA/SFD) *Some require AC approval; check with management company.

Exterior Walls: Navajo White (Dunn Edwards)
Garage Doors: Navajo White (Dunn Edwards) *See Pointe Rules for SFA/SFD design.*
Trim: Navajo White or Norfolk Brown (Dunn Edwards)
Wrought Iron: Navajo White or Black (Dunn Edwards)
Window Frames: Navajo White or Anodized Brown
Awnings: Salmon/Terra Cotta Forrest Green True Brown
(#4627) (#4637) (#4621)
Walls: Navajo White (Dunn Edwards) **HBA height with no decorative block.*

Court Homes (CH) *Maintained by Pointe Community Association

Exterior Walls: *Navajo White
Trim: *Norfolk Brown (Dunn Edwards)
Awnings: *Salmon (As long as available.)
Side Gates: *Navajo White or Black
Front Doors: *Dark Brown
Front Light Fixture: *
Front Address Plate: *

Court Homes (CH) Wrought Iron Accessories (ALL require picture and AC approval.)

Front Security Door: Pyrite (bronze/brown) or Black **Plain Bar Style*
Front Window Guards: Pyrite (bronze/brown) or Black **Must match if installing both.*
Carport Security Door: Navajo White, Black or Pyrite (bronze/brown) **All in carport should match.*

Person/Company doing work: _____

Expected Completion Date: _____

Homeowner Signature: _____ Date: _____

Return to: Vision Community Management
16625 S. Desert Foothill Pkwy
Phoenix, AZ 85048
pointecommunity@wearevision.com

Phone: 480/759-4945
FAX: 480/759-8683

- ✓Dimensions (height, width, length)
- ✓Plat Map / Drawing(s)
- ✓Plant type and location
- ✓Type of material
- ✓ Photographs of sample elevations for a visual picture or the proposed project

Company /Person doing installation/work: _____

Reminder Note: The Architectural Committee currently meets once a month on the third Thursday. All design review applications received between meetings will not be considered until the next meeting of the Architectural Committee. Requests for additional information (samples, paint color, landscape design, and plant placement, etc.) will delay approval.

All work on an “approved” design, including requests to change the original design, must begin within 90 days from the date of approval. After 90 days, the design review application must be resubmitted.

Approval time may take no longer than 45 days following the receipt of a completed Architectural application for design review.

Desired Start Date: _____ Expected Completion Date: _____

Please notify me by Phone Email if you have any questions. I understand that should the application not be complete; the Architectural Committee will disapprove the application and return it to me with a statement of disapproval. I agree to comply with all applicable City, County, and State codes and to obtain all necessary permits. This application and the drawing samples and/or photos will be retained for the Association’s records.

Homeowner's Signature: _____ Date: _____

POINTE COMMUNITY ASSOCIATION APPLICATION FOR DESIGN REVIEW

NEIGHBORING PROPERTY

If a neighbor's view is impacted by CHANGES, include approval signatures of neighbors.

Print Name

Signature

Phone

Date

Print Name

Signature

Phone

Date

Print Name

Signature

Phone

Date

Print Name

Signature

Phone

Date

POINTE COMMUNITY ASSOCIATION APPLICATION FOR DESIGN REVIEW

Homeowner's Name: _____ Lot: _____

FOR ASSOCIATION USE ONLY

Pointe Community Association Board of Directors or Appointed Committee

Approves the above application

Approves the above application with the following conditions:

Disapproves the above application for the following reason(s):

ACC Committee Member Signatures:

Chair: _____

Date: _____

Member _____

Date: _____

Member: _____

Date: _____

Member _____

Date: _____

Member _____

Date: _____



Pointe Community Association Pool Cabana Reservation Rules

1. The facilities may only be reserved by homeowners who are current with assessment dues. Use may be restricted by the Board of Directors for the violation of the Pointe Community Association rules, delinquent assessments, or deliberate abuse of the facilities or common areas. The reservation of the Pool Cabana is restricted for personal and private parties. Use of the facility by outside organizations, whether or not requested by a member, is not permitted.
2. Only the Pool Cabana may be reserved. Swimming pool area must remain open to all community members and access to restrooms must remain available at all times.
3. The facilities may not be used for commercial purposes.
4. Regularly scheduled events have precedence over non-scheduled (reserved) events.
5. The reserved function shall begin no earlier than 10:00 a.m. and conclude by 10:00 p.m.
6. Minors shall be supervised by responsible adults at all times. A minimum of four (4) adults and a maximum of ten (10) children.
7. Maximum occupancy for the Pool Cabana area is 50.
8. A reservation form must be completed at least 15 days prior to the reservation at the Vision Management office.
9. Costs incurred for cleaning, damage to facility, and/or its contents, damage to the facilities or common areas shall be the responsibility of the homeowner making the reservation.
10. The homeowner making the reservation must be present during the period that the facility is in use under his/her reservation.
11. A one day liability policy (\$1,000,000) and/or certificate of insurance from your insurance carrier is required with the completed application listing the Pointe Community Association as an additional insured as well as a list of specific coverage included in the policy.



The Pointe Community Association
Pool Cabana Reservation Form (Submit to Vision Management)

**Pool and bathroom may NOT be closed to other homeowners.*

Homeowner Name: _____

Address: _____

Home Phone: _____ Cell Phone: _____ Work Phone: _____

Date requested: _____ Location (Pool and/or Cabana) _____

Start Time: _____ End Time: _____

(*Include preparation and clean-up time)

Type of Event: _____

Number of Guests: _____

Name and Phone number of person(s) responsible for clean-up (if different from above).

Event Requirement: A one day liability policy (\$1,000,000) and/or certificate of insurance from your insurance carrier is required with the completed application listing the Pointe Community Association as an additional insured as well as a list of specific coverage included in this policy.

Insurance Company: _____

Phone Number: _____

Policy Number: _____

Expiration Date: _____

I, the undersigned applicant have read the Recreational Facility Reservation Rules and agree to comply with them. Owner(s) agree to hold the Pointe Community Association, its officers, directors, managers, agents and employees harmless and defend and indemnify it from and against any loss, liability, damages, claim or cause (made by owner, his/her guests, invitees, tenants or residents) arising out of or related in any way to the use of the recreational facilities. I also agree to pay all of the Pointe Community Association attorney fees in the event of a dispute over the facility reservation agreement. I understand that violation of these rules could lead to loss of future recreational facilities privileges and/or fines per the Pointe Community Association Rules and Regulations.

 Applicant Signature/Date

 Applicant Signature/Date

 Date Received / Approved – Disapproved

 Vision Management and/or PCA Board

POINTE COMMUNITY ASSOCIATION

c/o VISION Community Management
16625 S. Desert Foothills Parkway
Phoenix, AZ 85048
phone: 480-759-4945 fax: 480-759-8683
pointecommunity@wearevision.com

LOT C VEHICLE REGISTRATION LONG - TERM PARKING

*Vehicle Description: _____

Make Model Year _____

*Registration: _____ Attach copy of Registration.

Plate Number State _____

*Insurance: _____ Attach copy of Declarations page.

Company Policy Number _____

*Owner: _____

*Name * Pointe Address/ Lot # _____

*Phone Number Email address _____

* Required Information

NOTE: ALL REQUIRED INFORMATION, REGISTRATION, AND INSURANCE FORMS ALONG WITH CHECK FOR \$25.00 TO POINTE COMMUNITY ASSOCIATION FOR FIRST MONTH'S FEE MUST BE RECEIVED BEFORE VEHICLE CAN BE ASSIGNED A NUMBERED PARKING PASS. PLEASE NOTE THAT THE FEE IS \$25.00 PER MONTH. THE PARKING PASS STICKER MUST BE VISIBLY DISPLAYED AT ALL TIMES.

For Association Use Only:

___ Completed Lot Registration Form ___ Vehicle Registration Copy

___ Insurance Declarations Page

___ Receipt & authorization letter sent Space # assigned ___

Payment Record:

Invoice sent: _____ Invoice sent: _____

Payment received: _____ Payment received: _____

Invoice sent: _____ Invoice sent: _____

Payment received: _____ Payment received: _____

OTHER ACTION: _____



N 17th St

E Friar Dr

E Friar Dr

N 17th St

N 17th Pl

N 17th Pl

N 17th Pl

N 17th Pl

E Belmont Ave

E Belmont Ave

E Belmont Ave

st Ave

N 17th St