

RESERVE ANALYSIS REPORT

Scottsdale Terrace Condominiums

Scottsdale, Arizona

Version 002

April 22, 2019



ADVANCED RESERVE SOLUTIONS, INC.

2761 E. Bridgeport Parkway - Gilbert, Arizona 85295

kthompson@arsinc.com

Phone (480) 473-7643

www.arsinc.com

© 1997 - 2019

ADVANCED RESERVE SOLUTIONS, INC.

All Rights Reserved.

Scottsdale Terrace Condominiums

Table of Contents

	Page
Preface	i
Executive Summary	1
Distribution of Current Reserve Funds	3
Projections	5
Projection Charts	6
Annual Expenditure Detail	8
Component Detail	14
Index	41

Preface

This preface is intended to provide an introduction to the enclosed reserve analysis as well as detailed information regarding the reserve analysis report format, reserve fund goals/objectives and calculation methods. The following sections are included in this preface:

Introduction to Reserve Budgeting	page i
Understanding the Reserve Analysis	page i
Reserve Funding Goals / Objectives	page ii
Reserve Funding Calculation Methods	page ii
Reading the Reserve Analysis	page v
Glossary of Key Terms	page x
Limitations of Reserve Analysis	page xiii

◆ ◆ ◆ ◆ INTRODUCTION TO RESERVE BUDGETING ◆ ◆ ◆ ◆

The Board of Directors of an association has a fiduciary duty to maintain the community in a good state of repair. Individual unit property values are significantly impacted by the level of maintenance and upkeep provided by the association as well as the amount of the regular assessment charged to each owner.

A prudent plan must be implemented to address the issues of long-range maintenance, repair and replacement of the common areas. Additionally, the plan should recognize that the value of each unit is affected by the amount of the regular assessment charged to each unit.

There is a fine line between “not enough,” “just right” and “too much.” Each member of an association should contribute to the reserve fund for their proportionate amount of “depreciation” (or “use”) of the reserve components. Through time, if each owner contributes his “fair share” into the reserve fund for the depreciation of the reserve components, then the possibility of large increases in regular assessments or special assessments will be minimized.

An accurate reserve analysis and a “healthy” reserve fund are essential to protect and maintain the association's common areas and the property values of the individual unit owners. A comprehensive reserve analysis is one of the most significant elements of any association's long-range plan and provides the critical link between sound business judgment and good fiscal planning. The reserve analysis provides a “financial blueprint” for the future of an association.

◆ ◆ ◆ ◆ UNDERSTANDING THE RESERVE ANALYSIS ◆ ◆ ◆ ◆

In order for the reserve analysis to be useful, it must be understandable by a variety of individuals. Board members (from seasoned, experienced Board members to new Board members), property managers, accountants, attorneys and even homeowners may ultimately review the reserve analysis. The reserve analysis must be detailed enough to provide a comprehensive analysis, yet simple enough to enable less experienced individuals to understand the results.

There are four key bits of information that a comprehensive reserve analysis should provide: Budget, Percent Funded, Projections and Inventory. This information is described as follows:

Budget

Amount recommended to be transferred into the reserve account for the fiscal year for which the reserve analysis was prepared. In some cases, the reserve analysis may present two or more funding plans based on different goals/objectives. The Board should have a clear understanding of the differences among these funding goals/objectives prior to implementing one of them in the annual budget.

Percent Funded

Measure of the reserve fund “health” (expressed as a percentage) as of the beginning of the fiscal year for which the

Preface

reserve analysis was prepared. This figure is the ratio of the actual reserve fund on hand to the fully funded balance. A reserve fund that is “100% funded” means the association has accumulated the proportionately correct amount of money, to date, for the reserve components it maintains.

Projections

Indicate the “level of service” the association will provide the membership as well as a “road map” for the fiscal future of the association. The projections define the timetables for repairs and replacements, such as when the buildings will be painted or when the asphalt will be seal coated. The projections also show the financial plan for the association – when an underfunded association will “catch up” or how a properly funded association will remain fiscally “healthy.”

Inventory

Complete listing of the reserve components. Key bits of information are available for each reserve component, including placed-in-service date, useful life, remaining life, replacement year, quantity, current cost of replacement, future cost of replacement and analyst’s comments.

◆ ◆ ◆ ◆ RESERVE FUNDING GOALS / OBJECTIVES ◆ ◆ ◆ ◆

There are four reserve funding goals/objectives which may be used to develop a reserve funding plan that corresponds with the risk tolerance of the association: Full Funding, Baseline Funding, Threshold Funding and Statutory Funding. These goals/objectives are described as follows:

Full Funding

Describes the goal/objective to have reserves on hand equivalent to the value of the deterioration of each reserve component. The objective of this funding goal is to achieve and/or maintain a 100% percent funded reserve fund. The component calculation method or cash flow calculation method is typically used to develop a full funding plan.

Baseline Funding

Describes the goal/objective to have sufficient reserves on hand to never completely run out of money. The objective of this funding goal is to simply pay for all reserve expenses as they come due without regard to the association’s percent funded. The cash flow calculation method is typically used to develop a baseline funding plan.

Threshold Funding

Describes the goal/objective other than the 100% level (full funding) or just staying cash-positive (baseline funding). This threshold goal/objective may be a specific percent funded target or a cash balance target. Threshold funding is often a value chosen between full funding and baseline funding. The cash flow calculation method is typically used to develop a threshold funding plan.

Statutory Funding

Describes the pursuit of an objective as described or required by local laws or codes. The component calculation method or cash flow calculation method is typically used to develop a statutory funding plan.

◆ ◆ ◆ ◆ RESERVE FUNDING CALCULATION METHODS ◆ ◆ ◆ ◆

There are two funding methods which can be used to develop a reserve funding plan based on a reserve funding goal/objective: Component Calculation Method and Cash Flow Calculation Method. These calculation methods are described as follows:

Component Calculation Method

This calculation method develops a funding plan for each individual reserve component. The sum of the funding plan for each component equals the total funding plan for the association. This method is often referred to as the “straight line”

Preface

method and is widely believed to be the most conservative reserve funding method. This method structures a funding plan that enables the association to pay all reserve expenditures as they come due, enables the association to achieve the ideal level of reserves in time, and then enables the association to maintain the ideal level of reserves through time. The following is a detailed description of the component calculation method:

Step 1: Calculation of fully funded balance for each component

The fully funded balance is calculated for each component based on its age, useful life and current cost. The actual formula is as follows:

$$\text{Fully Funded Balance} = \frac{\text{Age}}{\text{Useful Life}} \times \text{Current Cost}$$

Step 2: Distribution of current reserve funds

The association's current reserve funds are assigned to (or distributed amongst) the reserve components based on each component's remaining life and fully funded balance as follows:

Pass 1: Components are organized in remaining life order, from least to greatest, and the current reserve funds are assigned to each component up to its fully funded balance, until reserves are exhausted.

Pass 2: If all components are assigned their fully funded balance and additional funds exist, they are assigned in a "second pass." Again, the components are organized in remaining life order, from least to greatest, and the remaining current reserve funds are assigned to each component up to its current cost, until reserves are exhausted.

Pass 3: If all components are assigned their current cost and additional funds exist, they are assigned in a "third pass." Components with a remaining life of zero years are assigned double their current cost.

Distributing, or assigning, the current reserve funds in this manner is the most efficient use of the funds on hand – it defers the make-up period of any underfunded reserves over the lives of the components with the largest remaining lives.

Step 3: Developing a funding plan

After step 2, all components have a "starting" balance. A calculation is made to determine what funding would be required to get from the starting balance to the future cost over the number of years remaining until replacement. The funding plan incorporates the annual contribution increase parameter to develop a "stair stepped" contribution.

For example, if an association needs to accumulate \$100,000 in ten years, \$10,000 could be contributed each year. Alternatively, the association could contribute \$8,723 in the first year and increase the contribution by 3% each year thereafter until the tenth year.

In most cases, this rate should match the inflation parameter. Matching the annual contribution increase parameter to the inflation parameter indicates, in theory, that member contributions should increase at the same rate as the cost of living (inflation parameter). Due to the "time value of money," this creates the most equitable distribution of member contributions through time.

Using an annual contribution increase parameter that is greater than the inflation parameter will reduce the burden to the current membership at the expense of the future membership. Using an annual contribution increase parameter that is less than the inflation parameter will increase the burden to the current membership to the benefit of the future membership. The following chart shows a comparison:

Preface

	<u>0% Increase</u>	<u>3% Increase</u>	<u>10% Increase</u>
Year 1	\$10,000.00	\$8,723.05	\$6,274.54
Year 2	\$10,000.00	\$8,984.74	\$6,901.99
Year 3	\$10,000.00	\$9,254.28	\$7,592.19
Year 4	\$10,000.00	\$9,531.91	\$8,351.41
Year 5	\$10,000.00	\$9,817.87	\$9,186.55
Year 6	\$10,000.00	\$10,112.41	\$10,105.21
Year 7	\$10,000.00	\$10,415.78	\$11,115.73
Year 8	\$10,000.00	\$10,728.25	\$12,227.30
Year 9	\$10,000.00	\$11,050.10	\$13,450.03
Year 10	\$10,000.00	\$11,381.60	\$14,795.04
TOTAL	\$100,000.00	\$100,000.00	\$100,000.00

This parameter is used to develop a funding plan only; it does not necessarily mean that the reserve contributions must be raised each year. There are far more significant factors that will contribute to a total reserve contribution increase or decrease from year to year than this parameter.

One of the major benefits of using this calculation method is that for any single component (or group of components), the accumulated balance and reserve funding can be precisely calculated. For example, using this calculation method, the reserve analysis can indicate the exact amount of current reserve funds "in the bank" for the roofs and the amount of money being funded towards the roofs each month. This information is displayed on the Management / Accounting Summary and Charts as well as elsewhere within the report.

Cash Flow Calculation Method

This calculation method develops a funding plan based on current reserve funds and projected expenditures during a specific timeframe (typically 30 years). This funding method structures a funding plan that enables the association to pay for all reserve expenditures as they come due, but is not necessarily concerned with the ideal level of reserves through time.

This calculation method tests reserve contributions against reserve expenditures through time to determine the minimum contribution necessary (baseline funding) or some other defined goal/objective (full funding, threshold funding or statutory funding). Unlike the component calculation method, this calculation method cannot precisely calculate the reserve funding for any single component (or group of components). In order to work-around this issue to provide this bookkeeping information, a formula has been applied to component method results to calculate a reasonable breakdown. This information is displayed on the Management / Accounting Summary and Charts as well as elsewhere within the report.

The **Directed Cash Flow Calculation Method** is our primary calculation method. It allows for several funding strategies to be manually tested until the optimal funding strategy accomplishing three goals is created:

Goal #1: Ensures that all scheduled reserve expenditures are covered by keeping the reserve cash balance above zero during the projected period (typically 30 years)

Goal #2: Uniformly distributes the costs of replacements over time to benefit both current & future members of the association by using consistent, incremental contribution increases

Goal #3: Provides for the lowest reserve funding recommendation as possible over time with the goal of approaching, reaching and/or maintaining a 100% fully funded reserve balance

These very important aspects of the **Directed Cash Flow Calculation Method** will greatly aid the board of directors during the annual budgeting process.

Preface

◆ ◆ ◆ ◆ READING THE RESERVE ANALYSIS ◆ ◆ ◆ ◆

In some cases, the reserve analysis may be a lengthy document of one hundred pages or more. A complete and thorough review of the reserve analysis is always a good idea. However, if time is limited, it is suggested that a thorough review of the summary pages be made. If a “red flag” is raised in this review, the reader should then check the detail information, of the component in question, for all relevant information. In this section, a description of most of the summary or report sections is provided along with comments regarding what to look for and how to use each section.

Executive Summary

Provides general information about the client, global parameters used in the calculation of the reserve analysis as well as the core results of the reserve analysis.

Client Information
Provides various client information including fiscal year for which the reserve analysis was prepared, number of units, phasing, etc.

Global Parameters
Displays the calculation parameters that were used to calculate the reserve analysis including inflation, annual contribution increase, investment rate, tax rate and contingency.

Community Profile
Provides brief description of the community, as well as other “global” type comments.

Budget
Provides recommended funding for the fiscal year for which the reserve analysis was prepared. Indicates the reserve funding from the membership, anticipated interest contribution and the total contribution

Sample Homeowners Association
Executive Summary
Component Calculation Method

Client Information:		Global Parameters:	
Account Number	00000	Inflation Rate	2.00%
Version Number	1	Annual Contribution Increase	2.00%
Analysis Date	3/18/2014	Investment Rate	1.00%
Fiscal Year	6/1/2014 to 5/31/2015	Taxes on Investment	30.00%
Number of Units	167	Contingency	3.00%
Phasing	8 of 8		

Community Profile:
This community consists of 167 attached units with private roadways, pool area and extensive landscaped areas. For budgeting purposes, unless otherwise indicated, we have used June 1995 as the average placed-in-service date for aging the original components in this community.
ARS site visits: March 1, 2014; January 2011; February 2009; April 2006; March 2005; March 2003; March 2002; April 2001 and March 2000

Adequacy of Reserves as of June 1, 2014:

Anticipated Reserve Balance	\$860,450.00
Fully Funded Reserve Balance	\$1,011,228.83
Percent Funded	85.08%

Recommended Funding for the 2014-2015 Fiscal Year:

	Annual	Monthly	Per Unit Per Month
Member Contribution	\$110,659	\$9,221.58	\$55.22
Interest Contribution	\$5,977	\$498.09	\$2.98
Total Contribution	\$116,636	\$9,719.66	\$58.20

3.18.2014(1) 1 ADVANCED RESERVE SOLUTIONS, INC.

Adequacy of Reserves
Displays the results of calculations with regard to the “health” of the reserve fund as of the beginning of the fiscal year for which the reserve analysis was prepared. Provides the anticipated reserve balance, fully funded reserve balance and the percent funded.

Preface

Calculation of Percent Funded

Summary displays all reserve components, shown here in “category” order. Provides the remaining life, useful life, current cost and the fully funded balance at the beginning of the fiscal year for which the reserve analysis was prepared.

Reserve Components

All components are displayed (shown here in “category” order).

Lifespans

Remaining life and useful life are displayed. And, these columns are conveniently sub totaled to show range.

**Sample Homeowners Association
Calculation of Percent Funded
Sorted by Category**

	Remaining Life	Useful Life	Current Cost	Fully Funded Balance
010 Streets				
Streets - Asphalt, Overlay / Major Rehab	8	27	\$101,867.50	\$71,564.91
Streets - Asphalt, Repair	0	4	\$3,621.75	\$3,621.75
Streets - Asphalt, Seal Coat	0	4	\$5,926.50	\$5,926.50
Streets - Concrete, Unfunded	n.a.	n.a.	\$0.00	\$0.00
Sub Total	0-8	4-27	\$111,245.75	\$81,113.16
020 Roads				
Roads - Tile				
Sub Total				
030 Painting				
Painting - Cabana Interior				
Painting - Red Curbs				
Painting - Stucco				
Painting - Woodwork & Trim				
Painting - Wrought Iron, Buildings				
Painting - Wrought Iron, Pool Area				
Sub Total				
040 Fencing				
Fencing - Wrought Iron, Pool Area				
Railing - Wrought Iron, Buildings				
Sub Total				
050 Lighting				
Lighting - Buildings				
Lighting - Grounds				
Sub Total				
060 Pool Area				
Cabana - Ceramic Tile				
Cabana - Doors				
Cabana - Plumbing Fixtures				
Cabana - Restroom Partitions				
Cabana - Water Heater				
Pool - Filter				
Pool - Heater				
Pool - Replaster & Tile Replace				
Pool Area - Barbecues				
Sub Total				

**Sample Homeowners Association
Calculation of Percent Funded
Sorted by Category**

	Remaining Life	Useful Life	Current Cost	Fully Funded Balance
Pool Area - Ceramic Tile	2	21	\$8,501.63	\$7,773.38
Pool Area - Concrete Deck, Unfunded	n.a.	n.a.	\$0.00	\$0.00
Pool Area - Furniture (Refurbish)	0	12	\$9,255.00	\$9,255.00
Pool Area - Furniture (Replace)	6	25	\$17,315.00	\$13,159.40
Pool Area - Mastic	0	4	\$5,131.50	\$5,131.50
Spa - Filter	0	13	\$1,350.00	\$1,350.00
Spa - Heater	0	10	\$3,050.00	\$3,050.00
Spa - Replaster & Tile Replace	3	8	\$5,250.00	\$3,126.40
Sub Total	0-6	4-25	\$91,747.38	\$71,964.53
070 Decks				
Decks - Clean & Top Coat	2	5	\$30,480.00	\$18,288.00
Decks - Resurface	2	13	\$65,227.20	\$54,720.81
Sub Total	2	5-13	\$95,707.20	\$73,008.81
080 Misc (Buildings)				
Fire Extinguisher Cabinets	2	21	\$27,625.00	\$24,994.05
Utility Closet Doors	2	21	\$73,900.00	\$60,801.90
Sub Total	2	21	\$101,525.00	\$91,855.95
090 Misc (Grounds)				
Landscape - Irrigation Controllers	0	12	\$20,000.00	\$20,000.00
Landscape - Renovation, Unfunded	n.a.	n.a.	\$0.00	\$0.00
Mailboxes	2	21	\$37,200.00	\$33,657.14
Sub Total	0-2	12-21	\$66,200.00	\$62,657.14
100 Termite Control				
Termite Control	n.a.	n.a.	\$0.00	\$100,000.00
Sub Total	n.a.	n.a.	\$0.00	\$100,000.00
Contingency	n.a.	n.a.	n.a.	\$20,453.27
Total	0-11	2-30	\$1,091,533.70	\$1,011,228.83
Anticipated Reserve Balance				\$865,456.00
Percent Funded				85.58%

Current Cost

Displays the current cost to replace or otherwise maintain each component. This column is conveniently sub totaled.

Fully Funded Balance

Displays the fully funded balance for each component. This column is conveniently sub totaled.

The total current cost to replace or otherwise maintain all components, total fully funded balance, anticipated reserve balance and percent funded are provided at the bottom of this summary. Also shown is the range of reserve component remaining lives and useful lives.

Preface

Management / Accounting Summary and Charts

Summary displays all reserve components, shown here in “category” order. Provides the assigned reserve funds at the beginning of the fiscal year for which the reserve analysis was prepared along with the monthly member contribution, interest contribution and total contribution for each component and category. Pie charts show graphically how the total reserve fund is distributed amongst the reserve component categories and how each category is funded on a monthly basis.

Balance at FYB
Shows the amount of reserve funds assigned to each reserve component. And, this column is conveniently sub totaled.

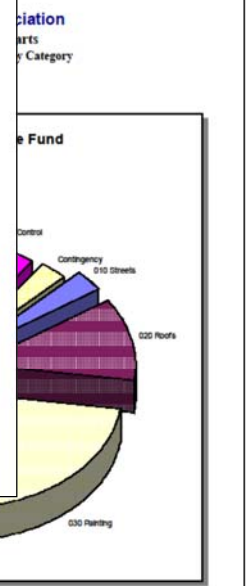
Sample Homeowners Association
Management / Accounting Summary
Component Calculation Method; Sorted by Category

	Balance at Fiscal Year Beginning	Monthly Member Contribution	Monthly Interest Contribution	Total Monthly Contribution
010 Streets				
Streets - Asphalt, Overlay / Major Rehab	\$17,837.90	\$949.09	\$13.37	\$963.07
Streets - Asphalt, Repair	\$3,821.75	\$78.20	\$0.25	\$78.45
Streets - Asphalt, Seal Coat	\$5,928.50	\$127.96	\$0.41	\$128.37
Streets - Concrete, Unfunded	\$0.00	\$0.00	\$0.00	\$0.00
Sub Total	\$27,586.15	\$1,155.84	\$14.04	\$1,169.88
020 Roofs				
Roofs - Tile				
Sub Total				
030 Painting				
Painting - Cabana Interior				
Painting - Red Curbs				
Painting - Stucco				
Painting - Woodwork & Trim				
Painting - Wrought Iron, Buildings				
Painting - Wrought Iron, Pool Area				
Sub Total				
040 Fencing				
Fencing - Wrought Iron, Pool Area				
Railing - Wrought Iron, Buildings				
Sub Total				
050 Lighting				
Lighting - Buildings				
Lighting - Grounds				
Sub Total				
060 Pool Area				
Cabana - Ceramic Tile				
Cabana - Doors				
Cabana - Plumbing Fixtures				
Cabana - Restroom Partitions				
Cabana - Water Heater				
Pool - Filter				
Sub Total				
070 Decks				
Decks - Clean & Top Coat	\$18,288.00	\$539.52	\$12.44	\$551.96
Decks - Resurfacing	\$94,720.81	\$306.93	\$33.65	\$340.58
Sub Total	\$73,008.81	\$1,046.45	\$46.09	\$1,092.54
080 Misc (Buildings)				
Fire Extinguisher Cabinets	\$24,994.05	\$139.11	\$15.07	\$154.19
Utility Closet Doors	\$95,881.90	\$372.15	\$40.32	\$412.47
Sub Total	\$91,855.95	\$511.26	\$55.40	\$566.66
090 Misc (Grounds)				
Landscape - Irrigation Controllers	\$20,000.00	\$219.48	\$0.71	\$220.19
Landscape - Renovation, Unfunded	\$0.00	\$0.00	\$0.00	\$0.00
Mailboxes	\$33,657.14	\$187.33	\$20.30	\$207.63
Sub Total	\$62,657.14	\$406.82	\$21.00	\$427.82
100 Termite Control				
Termite Control	\$100,000.00	\$0.00	\$58.52	\$58.52
Sub Total	\$100,000.00	\$0.00	\$58.52	\$58.52
Contingency	\$25,207.28	\$268.59	\$15.61	\$284.20
Total	\$865,450.00	\$9,221.58	\$498.09	\$9,719.66

Monthly Funding
Displays the monthly funding for each component from the members and interest. Total monthly funding is also indicated. And, these columns are conveniently sub totaled.

Sample Homeowners Association
Management / Accounting Summary
Component Calculation Method; Sorted by Category

	Balance at Fiscal Year Beginning	Monthly Member Contribution	Monthly Interest Contribution	Total Monthly Contribution
Pool - Heater	\$3,250.00	\$24.60	\$0.08	\$24.68
Pool - Replaster & Tile Replace	\$7,070.58	\$146.76	\$4.61	\$151.37
Pool Area - Barbecues	\$1,010.00	\$26.98	\$0.69	\$30.67
Pool Area - Ceramic Tile	\$7,773.38	\$43.27	\$4.69	\$47.96
Pool Area - Concrete Deck, Unfunded	\$0.00	\$0.00	\$0.00	\$0.00
Pool Area - Furniture (Refurbish)	\$9,255.00	\$70.05	\$0.23	\$70.27
Pool Area - Furniture (Replace)	\$13,159.40	\$74.78	\$7.94	\$82.70
Pool Area - Mastic	\$5,131.50	\$110.79	\$0.36	\$111.15
Spa - Filter	\$1,350.00	\$12.11	\$0.04	\$12.15
Spa - Heater	\$2,200.00	\$27.36	\$0.09	\$27.44
Spa - Replaster & Tile Replace	\$3,128.40	\$54.12	\$2.04	\$56.15
Sub Total	\$71,964.53	\$716.19	\$30.10	\$746.28
070 Decks				
Decks - Clean & Top Coat	\$18,288.00	\$539.52	\$12.44	\$551.96
Decks - Resurfacing	\$94,720.81	\$306.93	\$33.65	\$340.58
Sub Total	\$73,008.81	\$1,046.45	\$46.09	\$1,092.54
080 Misc (Buildings)				
Fire Extinguisher Cabinets	\$24,994.05	\$139.11	\$15.07	\$154.19
Utility Closet Doors	\$95,881.90	\$372.15	\$40.32	\$412.47
Sub Total	\$91,855.95	\$511.26	\$55.40	\$566.66
090 Misc (Grounds)				
Landscape - Irrigation Controllers	\$20,000.00	\$219.48	\$0.71	\$220.19
Landscape - Renovation, Unfunded	\$0.00	\$0.00	\$0.00	\$0.00
Mailboxes	\$33,657.14	\$187.33	\$20.30	\$207.63
Sub Total	\$62,657.14	\$406.82	\$21.00	\$427.82
100 Termite Control				
Termite Control	\$100,000.00	\$0.00	\$58.52	\$58.52
Sub Total	\$100,000.00	\$0.00	\$58.52	\$58.52
Contingency	\$25,207.28	\$268.59	\$15.61	\$284.20
Total	\$865,450.00	\$9,221.58	\$498.09	\$9,719.66



Pie Charts
Show graphically how the reserve fund is distributed amongst the reserve components and how the components are funded.

Preface

Projections and Charts

Summary displays projections of beginning reserve balance, member contribution, interest contribution, expenditures and ending reserve balance for each year of the projection period (shown here for 30 years). The two columns on the right-hand side provide the fully funded ending balance and the percent funded for each year. Charts show the same information in an easy-to-understand graphic format.

**Sample Homeowners Association
Projections
Component Calculation Method**

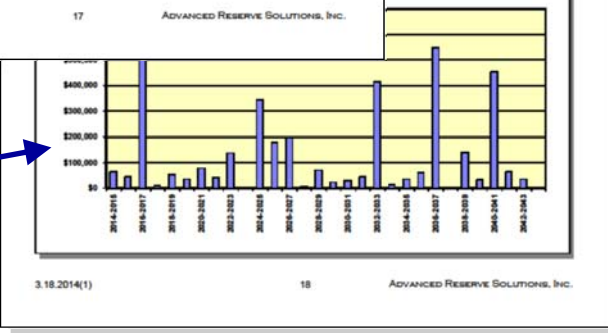
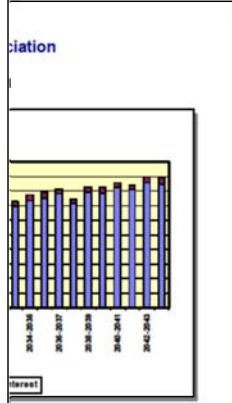
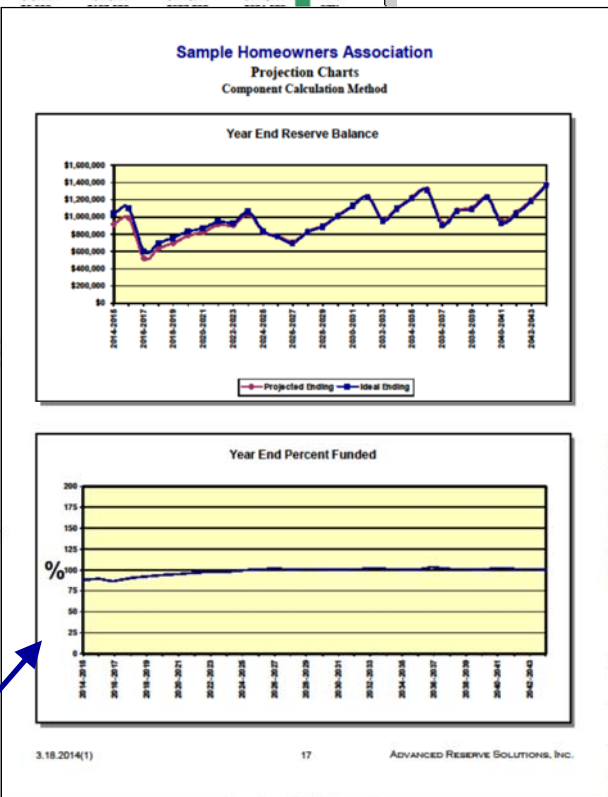
Fiscal Year	Beginning Balance	Member Contribution	Interest Contribution	Expenditures	Ending Balance	Fully Funded Ending Balance	Percent Funded
2014-2015	\$865,450	\$110,659	\$5,977	\$54,980	\$917,106	\$1,046,139	88%
2015-2016	\$917,106	\$111,857	\$6,482	\$45,317	\$990,127	\$1,104,098	90%
2016-2017	\$990,127	\$116,806	\$3,175	\$591,549	\$518,559	\$598,939	87%
2017-2018	\$518,559	\$115,807	\$3,900	\$7,715	\$630,610	\$698,915	90%
2018-2019	\$630,610	\$116,508	\$4,431	\$52,973	\$698,577	\$755,512	92%
2019-2020	\$698,577	\$116,723	\$5,037	\$34,701	\$785,578	\$834,243	94%
2020-2021	\$785,578	\$118,645	\$5,331	\$80,731	\$828,821	\$896,179	92%
2021-2022	\$828,821	\$121,028	\$5,925	\$40,530	\$915,241	\$949,147	96%
2022-2023	\$915,241	\$123,506					
2023-2024	\$907,080	\$125,898					
2024-2025	\$1,037,322	\$126,436					
2025-2026	\$825,894	\$127,755					
2026-2027	\$780,089	\$125,648					
2027-2028	\$713,358	\$119,373					
2028-2029	\$631,867	\$131,699					
2029-2030	\$696,194	\$131,038					
2030-2031	\$1,013,798	\$137,575					
2031-2032	\$1,130,018	\$141,510					
2032-2033	\$1,237,543	\$143,162					
2033-2034	\$973,366	\$138,561					
2034-2035	\$1,104,489	\$147,134					
2035-2036	\$1,222,996	\$149,242					
2036-2037	\$1,317,743	\$150,808					
2037-2038	\$929,828	\$142,178					
2038-2039	\$1,078,992	\$157,813					
2039-2040	\$1,102,377	\$157,111					
2040-2041	\$1,234,862	\$165,390					
2041-2042	\$952,363	\$161,588					
2042-2043	\$1,056,301	\$171,747					
2043-2044	\$1,200,105	\$169,299					

NOTE: In some cases, the projected Ending Balance Expenditures. This is a result of the provision of contingency is continually adjusted according to

3.18.2014(1)

Improved format makes the numbers as easy to read and understand as possible. The color-coded bar indicates the reserve fund status:

Green: Good
Yellow: Fair
Red: Poor



Charts
Show graphically the reserve funding plan through time.

Preface

Component Detail

Summary provides detailed information about each reserve component. These pages display all information about each reserve component as well as comments from site observations and historical information regarding replacement or other maintenance.

Lifespan Information

Displays placed-in-service date, useful life, remaining life and replacement year.

Cost Information

Displays quantity, unit cost, percentage of replacement, current cost and future cost.

Calculation Results

Displays assigned reserves and funding requirements.

Streets - Asphalt, Seal Coat

Category	010 Streets	Quantity	65,850 sq. ft.
Photo Date	January 2011	Unit Cost	\$0.090
		% of Replacement	100.00%
		Current Cost	\$5,926.50
		Future Cost	\$6,415.03
Placed In Service	11/09	Assigned Reserves at FYB	\$5,926.50
Useful Life	4	Monthly Member Contribution	\$127.96
Remaining Life	0	Monthly Interest Contribution	\$0.41
Replacement Year	2014-2015	Total Monthly Contribution	\$128.37

Painting - Woodwork & Trim

Category	030 Painting	Quantity	31,575 sq. ft.
Photo Date	January 2011	Unit Cost	\$0.620
		% of Replacement	100.00%
		Current Cost	\$20,949.00
		Future Cost	\$30,222.58
Placed In Service	06/12	Assigned Reserves at FYB	\$14,524.50
Useful Life	4	Monthly Member Contribution	\$634.91
Remaining Life	2	Monthly Interest Contribution	\$10.54
Replacement Year	2016-2017	Total Monthly Contribution	\$645.45

Pool - Replaster & Tile Replace

Category	060 Pool Area	Quantity	1 pool
Photo Date	January 2011	Unit Cost	\$15,075.000
		% of Replacement	100.00%
		Current Cost	\$15,075.00
		Future Cost	\$16,644.02
Placed In Service	01/10	Assigned Reserves at FYB	\$7,070.58
Useful Life	10	Monthly Member Contribution	\$146.70
Remaining Life	5	Monthly Interest Contribution	\$4.61
Replacement Year	2019-2020	Total Monthly Contribution	\$151.37

Comments

The association seal coated and restriped the streets for a total cost of \$5,926.50. The association repaired, seal coated and restriped the streets for a total cost of \$6,415.03. The association seal coated and restriped the streets for a total cost of \$6,415.03. The current cost used for this component is adjusted for inflation where applicable. Asphalt surfaces should be seal coated on...

The association painted the woodwork and trim for a total cost of \$20,949.00. The association painted the woodwork and trim for a total cost of \$30,222.58. The association painted the woodwork and trim for a total cost of \$30,222.58. The current cost used for this component is adjusted for inflation where applicable. For budgeting purposes, we have used the current cost. The inventory for this component has been reviewed and approved for the March 2000 site visit, we believe this inventory is accurate.

The pool and spa were replastered in March 2000 for a total cost of approximately \$6,700. The association washed the pool in June 2002 for a total cost of \$675. The association replastered the pool and spa (including replacement of the mastic directly adjacent to the pool and spa) in January 2010 for a total cost of \$15,000.

Comments

Useful information from site observations and historical expenses included here.

Photos

Optional inclusion of photos adds an additional layer of detail to the reserve analysis.

Preface

◆ ◆ ◆ ◆ GLOSSARY OF KEY TERMS ◆ ◆ ◆ ◆

Annual Contribution Increase Parameter

The rate used in the calculation of the funding plan. This rate is used on an annual compounding basis. This rate represents, in theory, the rate the association expects to increase contributions each year.

In most cases, this rate should match the inflation parameter. Matching the annual contribution increase parameter to the inflation parameter indicates, in theory, that member contributions should increase at the same rate as the cost of living (inflation parameter). Due to the “time value of money,” this creates the most equitable distribution of member contributions through time.

This parameter is used to develop a funding plan only; it does not necessarily mean that the reserve contributions must be raised each year. There are far more significant factors that will contribute to a total reserve contribution increase or decrease from year to year than this parameter. See the description of “reserve funding calculation methods” in this preface for more detail on this parameter.

Anticipated Reserve Balance (or Reserve Funds)

The amount of money, as of a certain point in time, held by the association to be used for the repair or replacement of reserve components. This figure is “anticipated” because it is calculated based on the most current financial information available as of the analysis date, which is almost always prior to the fiscal year beginning date for which the reserve analysis is prepared.

Assigned Funds (and “Fixed” Assigned Funds)

The amount of money, as of the fiscal year beginning date for which the reserve analysis is prepared, that a reserve component has been assigned.

The assigned funds are considered “fixed” when the normal calculation process is bypassed and a specific amount of money is assigned to a reserve component. For example, if the normal calculation process assigns \$10,000 to the roofs, but the association would like to show \$20,000 assigned to roofs, “fixed” funds of \$20,000 can be assigned.

Cash Flow Calculation Method

Reserve funding calculation method developed based on total annual expenditures. A more detailed description of the actual calculation process is included in the “reserve funding calculation methods” section of the preface.

Component Calculation Method

Reserve funding calculation method developed based on each individual component. A more detailed description of the actual calculation process is included in the “reserve funding calculation methods” section of the preface.

Contingency Parameter

The rate used as a built-in buffer in the calculation of the funding plan. This rate will assign a percentage of the reserve funds, as of the fiscal year beginning, as contingency funds and will also determine the level of funding toward the contingency each month.

Current Replacement Cost

The amount of money, as of the fiscal year beginning date for which the reserve analysis is prepared, that a reserve component is expected to cost to replace.

Fiscal Year

Indicates the budget year for the association for which the reserve analysis was prepared. The fiscal year beginning (FYB) is the first day of the budget year; the fiscal year end (FYE) is the last day of the budget year.

Fully Funded Reserve Balance (or Ideal Reserves)

The amount of money that should theoretically have accumulated in the reserve fund as of a certain point in time. Fully funded reserves are calculated for each reserve component based on the current replacement cost, age and useful life:

Preface

$$\text{Fully Funded Reserves} = \frac{\text{Age}}{\text{Useful Life}} \times \text{Current Replacement Cost}$$

The fully funded reserve balance is the sum of the fully funded reserves for each reserve component.

An association that has accumulated the fully funded reserve balance does not have all of the funds necessary to replace all of its reserve components immediately; it has the proportionately appropriate reserve funds for the reserve components it maintains, based on each component's current replacement cost, age and useful life.

Future Replacement Cost

The amount of money, as of the fiscal year during which replacement of a reserve component is scheduled, that a reserve component is expected to cost to replace. This cost is calculated using the current replacement cost compounded annually by the inflation parameter.

Global Parameters

The financial parameters used to calculate the reserve analysis. See also "inflation parameter," "annual contribution increase parameter," "investment rate parameter" and "taxes on investments parameter."

Inflation Parameter

The rate used in the calculation of future costs for reserve components. This rate is used on an annual compounding basis. This rate represents the rate the association expects the cost of goods and services relating to their reserve components to increase each year.

Interest Contribution

The amount of money contributed to the reserve fund by the interest earned on the reserve fund and member contributions.

Investment Rate Parameter

The gross rate used in the calculation of interest contribution (interest earned) from the reserve balance and member contributions. This rate (net of the taxes on investments parameter) is used on a monthly compounding basis. This parameter represents the weighted average interest rate the association expects to earn on their reserve fund investments.

Membership Contribution

The amount of money contributed to the reserve fund by the association's membership.

Monthly Contribution (and "Fixed" Monthly Contribution)

The amount of money, for the fiscal year which the reserve analysis is prepared, that a reserve component will be funded.

The monthly contribution is considered "fixed" when the normal calculation process is bypassed and a specific amount of money is funded to a reserve component. For example, if the normal calculation process funds \$1,000 to the roofs each month, but the association would like to show \$500 funded to roofs each month, a "fixed" contribution of \$500 can be assigned.

Number of Units (or other assessment basis)

Indicates the number of units for which the reserve analysis was prepared. In "phased" developments (see phasing), this number represents the number of units, and corresponding common area components, that existed as of a certain point in time.

For some associations, assessments and reserve contributions are based on a unit of measure other than the number of units. Examples include time-interval weeks for timeshare resorts or lot acreage for commercial/industrial developments.

Preface

One-Time Replacement

Used for components that will be budgeted for only once.

Percent Funded

A measure, expressed as a percentage, of the association's reserve fund "health" as of a certain point in time. This number is the ratio of the anticipated reserve fund balance to the fully funded reserve balance:

$$\text{Percent Funded} = \frac{\text{Anticipated Reserve Fund Balance}}{\text{Fully Funded Reserve Balance}}$$

An association that is 100% funded does not have all of the reserve funds necessary to replace all of its reserve components immediately; it has the proportionately appropriate reserve funds for the reserve components it maintains, based on each component's current replacement cost, age and useful life.

Percentage of Replacement

The percentage of the reserve component that is expected to be replaced.

For most reserve components, this percentage should be 100%. In some cases, this percentage may be more or less than 100%. For example, fencing which is shared with a neighboring community may be set at 50%.

Phasing

Indicates the number of phases for which the reserve analysis was prepared and the total number of phases expected at build-out (i.e. Phase 4 of 7). In phased developments, the first number represents the number of phases, and corresponding common area components, that existed as of a certain point in time. The second number represents the number of phases that are expected to exist at build-out.

Placed-In-Service Date

The date (month and year) that the reserve component was originally put into service or last replaced.

Remaining Life

The length of time, in years, until a reserve component is scheduled to be replaced.

Remaining Life Adjustment

The length of time, in years, that a reserve component is expected to last in excess (or deficiency) of its useful life for the current cycle of replacement.

If the current cycle of replacement for a reserve component is expected to be greater than or less than the "normal" life expectancy, the reserve component's life should be adjusted using a remaining life adjustment.

For example, if wood trim is painted normally on a 4 year cycle, the useful life should be 4 years. However, when it comes time to paint the wood trim and it is determined that it can be deferred for an additional year, the useful life should remain at 4 years and a remaining life adjustment of +1 year should be used.

Replacement Year

The fiscal year that a reserve component is scheduled to be replaced.

Reserve Components

Line items included in the reserve analysis.

Taxes on Investments Parameter

The rate used to offset the investment rate parameter in the calculation of the interest contribution. This parameter represents the marginal tax rate the association expects to pay on interest earned by the reserve funds and member contributions.

Preface

Total Contribution

The sum of the membership contribution and interest contribution.

Useful Life

The length of time, in years, that a reserve component is expected to last each time it is replaced. See also “remaining life adjustment.”

◆ ◆ ◆ ◆ LIMITATIONS OF RESERVE ANALYSIS ◆ ◆ ◆ ◆

This reserve analysis is intended as a tool for the association’s Board of Directors to be used in evaluating the association’s current physical and financial condition with regard to reserve components. The results of this reserve analysis represent the independent opinion of the preparer. There is no implied warranty or guarantee of this work product.

For the purposes of this reserve analysis, it has been assumed that all components have been installed properly, no construction defects exist and all components are operational. Additionally, it has been assumed that all components will be maintained properly in the future.

The representations set forth in this reserve analysis are based on the best information and estimates of the preparer as of the date of this analysis. These estimates are subject to change. This reserve analysis includes estimates of replacement costs and life expectancies as well as assumptions regarding future events. Some estimates are projections of future events based on information currently available and are not necessarily indicative of the actual future outcome. The longer the time period between the estimate and the estimated event, the more likely the possibility of error and/or discrepancy. For example, some assumptions inevitably will not materialize and unanticipated events and circumstances may occur subsequent to the preparation of this reserve analysis. Therefore, the actual replacement costs and remaining lives may vary from this reserve analysis and the variation may be significant. Additionally, inflation and other economic events may impact this reserve analysis, particularly over an extended period of time and those events could have a significant and negative impact on the accuracy of this reserve analysis and, further, the funds available to meet the association’s obligation for repair, replacement or other maintenance of major components during their estimated useful life. Furthermore, the occurrence of vandalism, severe weather conditions, earthquakes, floods, acts of nature or other unforeseen events cannot be predicted and/or accounted for and are excluded when assessing life expectancy, repair and/or replacement costs of the components.

Scottsdale Terrace Condominiums

Executive Summary

Directed Cash Flow Calculation Method

Client Information:

Account Number	2392
Version Number	002
Analysis Date	04/22/2019
Fiscal Year	1/1/2020 to 12/31/2020
Number of Units	96
Phasing	1 of 1

Global Parameters:

Inflation Rate	2.55 %
Annual Contribution Increase	0.00 %
Investment Rate	3.30 %
Taxes on Investments	0.00 %
Contingency	0.00 %

Community Profile:

This property was constructed as apartments in 1986, and was converted to condominiums in 2005/2006. Refer to the Component Detail section for the dates used to age the components examined in this analysis.

Reserve Balance as of January 1, 2019: \$414,874

Budgeted 2019 Reserve Contributions: \$62,163 (\$5,180.28/month x 12 months)

Anticipated 2019 Interest to be Earned (3.30% per client): \$13,314

Planned 2019 Reserve Expenditures: \$17,999 (purchase/installation of new fitness equipment & rubber flooring)
2,044 (new access control system at fitness center)
1,013 (paint fitness center interiors)
12,400 (complete the Phase 2 lighting project throughout the community)
4,404 (remove & replace tube bundle for north-side boiler)
2,995 (purchase/install shade structure over pool equipment area)
1,650 (landscape/drainage work at pool area)

Projected January 1, 2020 Reserve Balance: \$447,846

REPORTS: 2005. Updated 2019.

Adequacy of Reserves as of January 1, 2020:

Anticipated Reserve Balance	\$447,846.00
Fully Funded Reserve Balance	\$335,054.59
Percent Funded	133.66%

Recommended Funding for the 2020 Fiscal Year:			Per Unit
	Annual	Monthly	Per Month

Scottsdale Terrace Condominiums

Executive Summary

Directed Cash Flow Calculation Method

Member Contribution	\$53,570	\$4,464.17	\$46.50
Interest Contribution	\$14,524	\$1,210.33	\$12.61
Total Contribution	\$68,094	\$5,674.50	\$59.11

Scottsdale Terrace Condominiums
Distribution of Current Reserve Funds
Sorted by Remaining Life

	Remaining Life	Fully Funded Balance	Assigned Reserves
Clubhouse: Shade Fabric (Patio)	0	\$2,500.00	\$2,500.00
Grounds: Irrigation Controller (Pool Equip Encl.)	0	\$500.00	\$500.00
Paint: Metal & Wood Components	0	\$25,000.00	\$25,000.00
Paint: Wrought Iron (Pool Area)	0	\$1,750.00	\$1,750.00
Streets: Asphalt Repair, Seal Coat & Restripe	0	\$9,000.00	\$9,000.00
Mechanical: Water Softening System	1	\$14,000.00	\$15,000.00
Pool: Heater	1	\$3,062.50	\$3,500.00
Roofs: Foam (Repair & Recoat)	1	\$79,855.26	\$89,250.00
Mechanical: Hot Water Recirculation Pumps	2	\$1,125.00	\$2,250.00
Pool Area: Furniture (Resling)	2	\$1,157.89	\$2,000.00
Paint: Carport Support Structures	3	\$3,750.00	\$6,000.00
Paint: Wrought Iron (Trash Encl. & Pool Equip.)	3	\$400.00	\$1,000.00
Pool Area: Deck Recoat	4	\$961.15	\$3,675.00
Pool: Replaster & Retile	4	\$7,565.44	\$9,727.00
Spa: Heater	4	\$1,730.77	\$2,500.00
Paint: Buildings/Walls (Stucco & Block)	5	\$25,000.00	\$50,000.00
Fencing: Wrought Iron (East & West Drives)	6	\$5,525.00	\$6,500.00
Gates: Wrought Iron (NW Corner)	6	\$1,275.00	\$1,500.00
Mechanical: Hot Water Storage Tanks	6	\$7,000.00	\$10,000.00
Buildings: Gutters & Downspouts (Repairs)	7	\$1,379.31	\$5,000.00
Clubhouse/Fitness Ctr: HVAC	7	\$5,333.33	\$10,000.00
Pool Area: Access Control System	7	\$526.32	\$2,000.00
Grounds: Irrigation Controller (Building B)	8	\$200.00	\$600.00
Clubhouse/Fitness Ctr: Access Control System	9	\$140.97	\$2,044.00
Lighting: Refurbishment/Replacement	9	\$2,000.00	\$20,000.00
Pool Area: Shade Fabric (Pool Equipment)	9	\$92.44	\$1,000.00
Pool: Filter	9	\$540.00	\$1,350.00
Pool: Solar Heating System	9	\$6,600.00	\$12,000.00
Spa: Filter	9	\$480.00	\$1,200.00
Pool Area: BBQ Grills	10	\$546.85	\$3,400.00
Pool Area: Deck Resurface	10	\$1,458.03	\$11,750.00

Scottsdale Terrace Condominiums
Distribution of Current Reserve Funds
Sorted by Remaining Life

	Remaining Life	Fully Funded Balance	Assigned Reserves
Clubhouse/Fitness Ctr: Cardio Equipment	11	\$428.57	\$7,279.25
Clubhouse/Fitness Ctr: Interior Remodel	11	\$14,000.00	\$14,000.00
Grounds: Mailboxes (Wall Mounted)	11	\$3,920.00	\$7,000.00
Grounds: Monument Sign	11	\$1,680.00	\$3,000.00
Mechanical: Boilers (Replace)	11	\$22,400.00	\$22,400.00
Roofs: Tile Underlayment	11	\$23,520.00	\$23,520.00
Pool Area: Furniture (Replace)	12	\$1,864.41	\$1,864.41
Mechanical: Expansion Tank	14	\$445.61	\$445.61
Streets: Asphalt Rehabilitation	16	\$50,330.00	\$50,330.00
Clubhouse/Fitness Ctr: Strength Equipment	19	\$355.93	\$355.93
Spa: Resurface & Retile	21	\$720.00	\$720.00
Fencing/Gates: Wrought Iron (Pool Area)	23	\$3,745.76	\$3,745.76
Mechanical: Boilers (Tube Bundles)	23	\$551.02	\$551.02
Gates: Wrought Iron (Trash Enclosures)	27	\$381.36	\$381.36
Fencing/Gates: Wrought Iron (Pool Equipment)	28	\$256.67	\$256.67
Grounds: Concrete Components (Unfunded)	n.a.	\$0.00	\$0.00
Grounds: Granite Replenishment (Unfunded)	n.a.	\$0.00	\$0.00
Grounds: Irrigation System (Unfunded)	n.a.	\$0.00	\$0.00
Roofs: Metal, Carports (Unfunded)	n.a.	\$0.00	\$0.00
Contingency	n.a.	\$0.00	\$0.00
Total	0-28	\$335,054.59	\$447,846.00
Percent Funded			133.66%

Scottsdale Terrace Condominiums

Projections

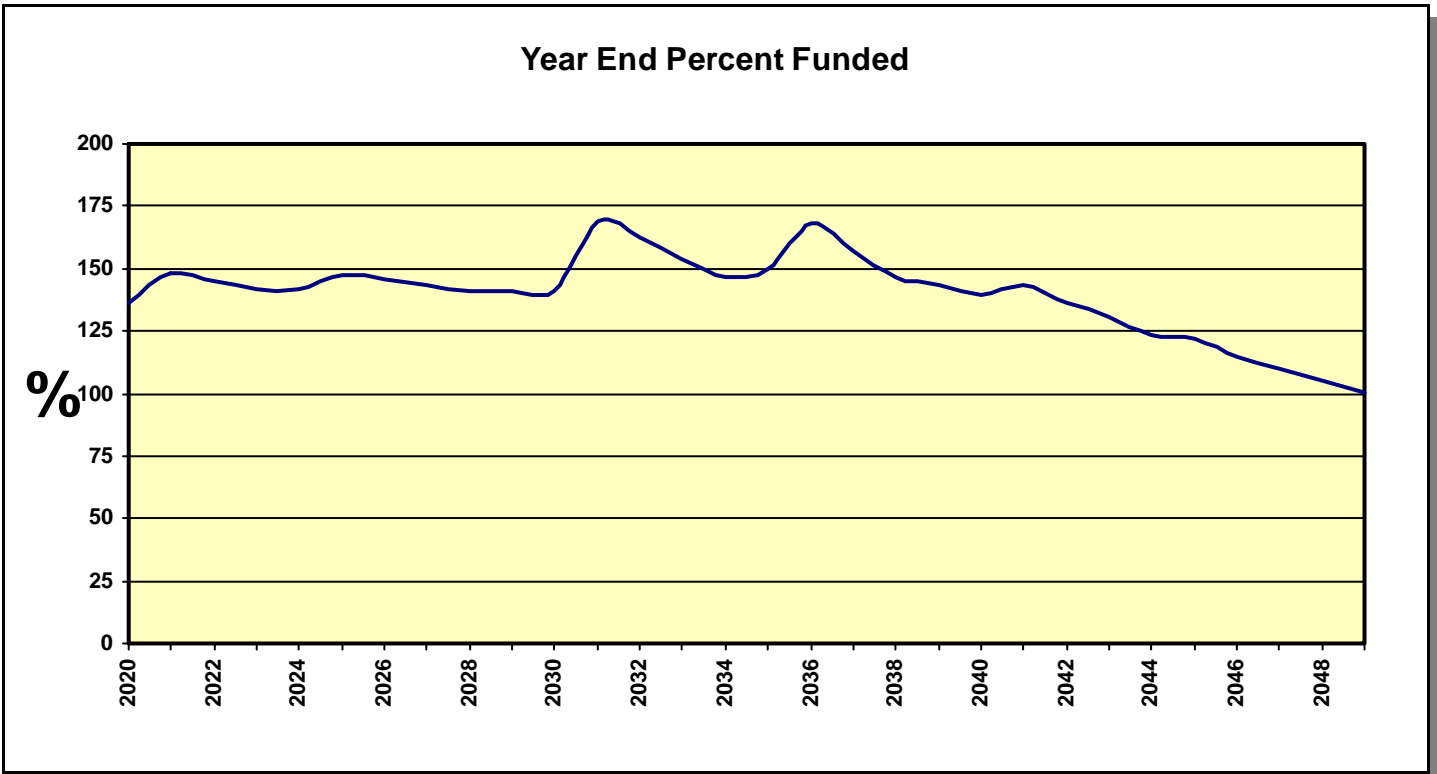
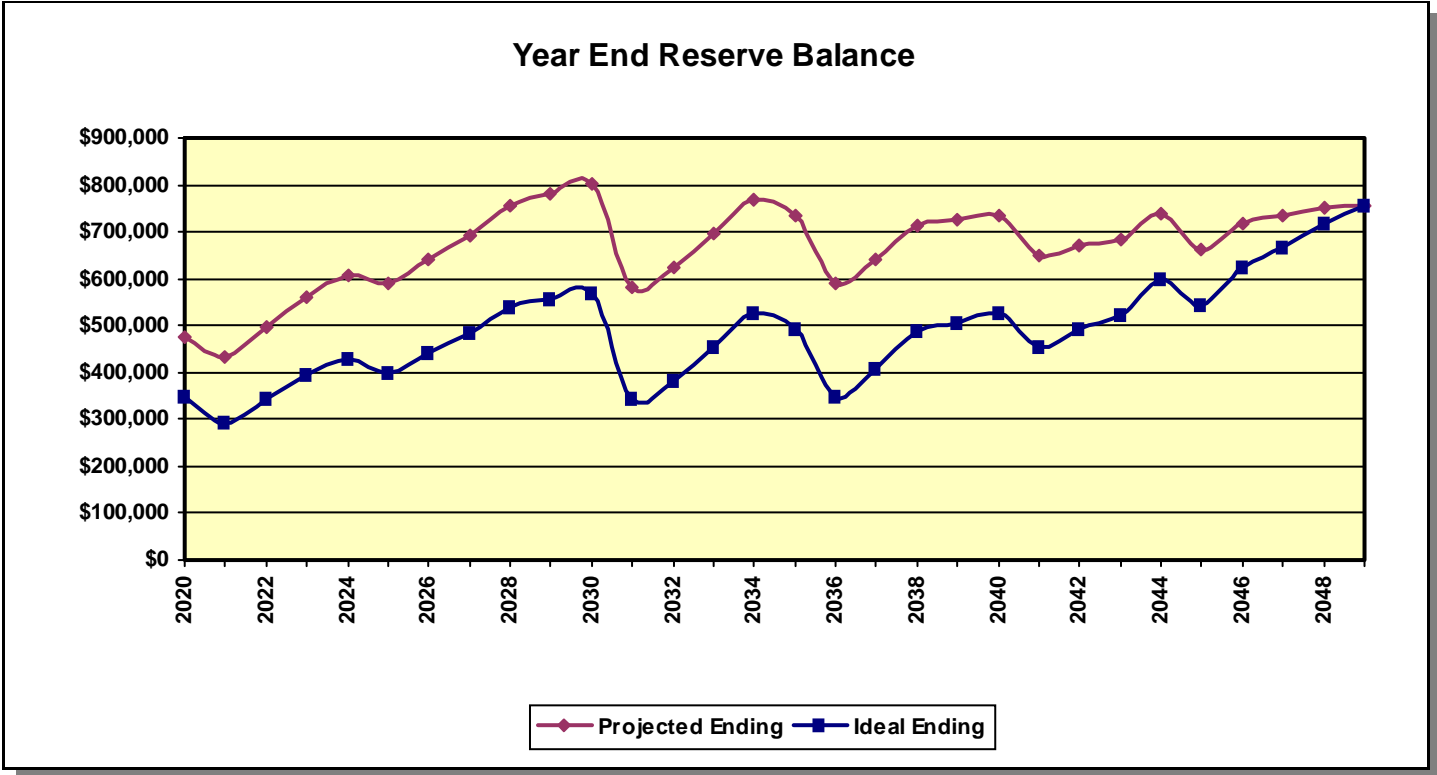
Directed Cash Flow Calculation Method

Fiscal Year	Beginning Balance	Member Contribution	Interest Contribution	Expenditures	Ending Balance	Fully Funded Ending Balance	Percent Funded
2020	\$447,846	\$53,570	\$14,524	\$38,750	\$477,190	\$350,233	136%
2021	\$477,190	\$53,570	\$13,103	\$110,498	\$433,366	\$292,909	148%
2022	\$433,366	\$53,570	\$15,187	\$4,470	\$497,653	\$344,033	145%
2023	\$497,653	\$53,570	\$17,238	\$7,549	\$560,912	\$394,533	142%
2024	\$560,912	\$53,570	\$18,688	\$27,541	\$605,629	\$427,101	142%
2025	\$605,629	\$53,570	\$18,192	\$87,048	\$590,344	\$400,769	147%
2026	\$590,344	\$53,570	\$19,807	\$23,553	\$640,168	\$440,207	145%
2027	\$640,168	\$53,570	\$21,506	\$22,662	\$692,583	\$482,891	143%
2028	\$692,583	\$53,570	\$23,587	\$12,966	\$756,774	\$538,002	141%
2029	\$756,774	\$53,570	\$24,445	\$51,547	\$783,243	\$556,374	141%
2030	\$783,243	\$53,570	\$25,049	\$60,008	\$801,854	\$567,936	141%
2031	\$801,854	\$53,570	\$17,971	\$289,882	\$583,513	\$345,534	169%
2032	\$583,513	\$53,570	\$19,280	\$32,467	\$623,896	\$382,964	163%
2033	\$623,896	\$53,570	\$21,674	\$1,387	\$697,753	\$454,800	153%
2034	\$697,753	\$53,570	\$24,016	\$5,335	\$770,004	\$526,038	146%
2035	\$770,004	\$53,570	\$22,864	\$111,973	\$734,465	\$491,396	149%
2036	\$734,465	\$53,570	\$18,144	\$217,317	\$588,863	\$349,543	168%
2037	\$588,863	\$53,570	\$19,904	\$19,179	\$643,159	\$409,009	157%
2038	\$643,159	\$53,570	\$22,195	\$5,114	\$713,810	\$486,206	147%
2039	\$713,810	\$53,570	\$22,595	\$63,806	\$726,170	\$507,005	143%
2040	\$726,170	\$53,570	\$22,855	\$68,421	\$734,173	\$525,484	140%
2041	\$734,173	\$53,570	\$20,085	\$159,082	\$648,747	\$453,392	143%
2042	\$648,747	\$53,570	\$20,839	\$51,160	\$671,996	\$492,115	137%
2043	\$671,996	\$53,570	\$21,269	\$61,566	\$685,270	\$523,154	131%
2044	\$685,270	\$53,570	\$23,038	\$22,052	\$739,826	\$597,587	124%
2045	\$739,826	\$53,570	\$20,559	\$150,604	\$663,351	\$544,223	122%
2046	\$663,351	\$53,570	\$22,253	\$23,576	\$715,598	\$621,955	115%
2047	\$715,598	\$53,570	\$22,842	\$58,222	\$733,788	\$668,379	110%
2048	\$733,788	\$53,570	\$23,385	\$60,216	\$750,527	\$716,243	105%
2049	\$750,527	\$53,570	\$23,526	\$72,736	\$754,887	\$754,850	100%

Scottsdale Terrace Condominiums

Projection Charts

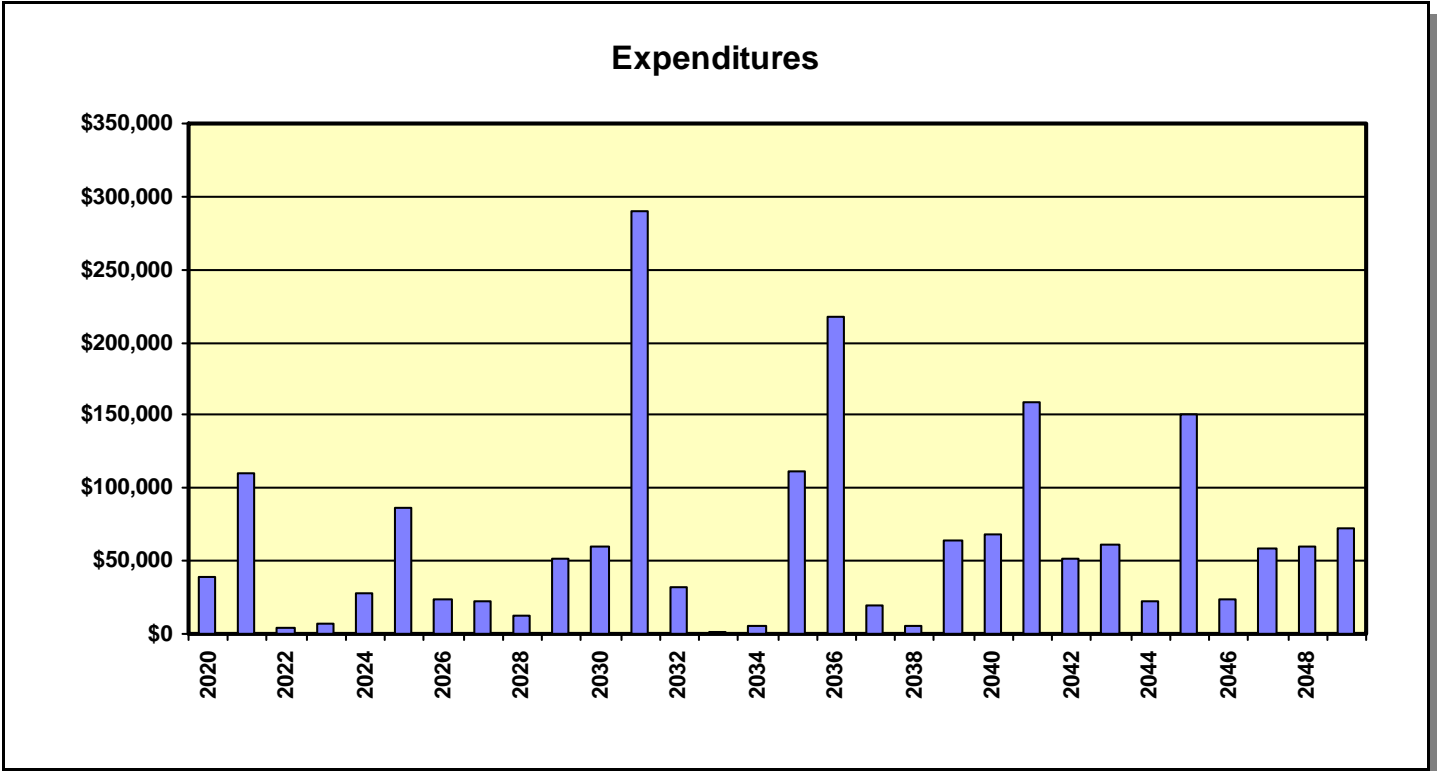
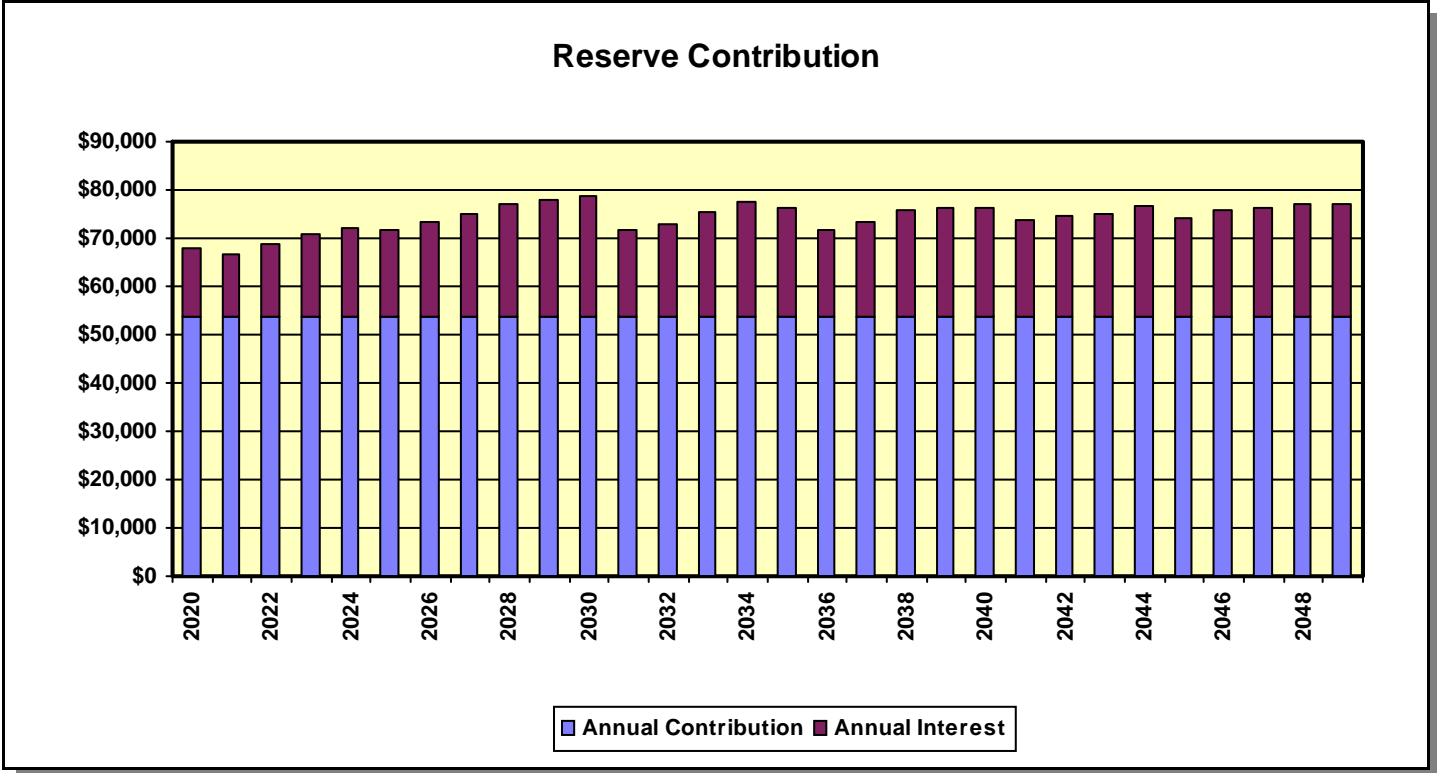
Directed Cash Flow Calculation Method



Scottsdale Terrace Condominiums

Projection Charts

Directed Cash Flow Calculation Method



Scottsdale Terrace Condominiums

Annual Expenditure Detail

Sorted by Description

2020 Fiscal Year

Clubhouse: Shade Fabric (Patio)	\$2,500.00
Grounds: Irrigation Controller (Pool Equip Encl.)	\$500.00
Paint: Metal & Wood Components	\$25,000.00
Paint: Wrought Iron (Pool Area)	\$1,750.00
Streets: Asphalt Repair, Seal Coat & Restripe	\$9,000.00

Sub Total \$38,750.00

2021 Fiscal Year

Mechanical: Water Softening System	\$15,382.50
Pool: Heater	\$3,589.25
Roofs: Foam (Repair & Recoat)	\$91,525.88

Sub Total \$110,497.63

2022 Fiscal Year

Mechanical: Hot Water Recirculation Pumps	\$2,366.21
Pool Area: Furniture (Resling)	\$2,103.30

Sub Total \$4,469.51

2023 Fiscal Year

Paint: Carport Support Structures	\$6,470.80
Paint: Wrought Iron (Trash Encl. & Pool Equip.)	\$1,078.47

Sub Total \$7,549.27

2024 Fiscal Year

Pool Area: Deck Recoat	\$4,064.43
Pool: Replaster & Retile	\$10,757.75
Spa: Heater	\$2,764.92
Streets: Asphalt Repair, Seal Coat & Restripe	\$9,953.71

Sub Total \$27,540.82

2025 Fiscal Year

Paint: Buildings/Walls (Stucco & Block)	\$56,708.52
Paint: Metal & Wood Components	\$28,354.26
Paint: Wrought Iron (Pool Area)	\$1,984.80

Sub Total \$87,047.58

2026 Fiscal Year

Fencing: Wrought Iron (East & West Drives)	\$7,560.10
Gates: Wrought Iron (NW Corner)	\$1,744.64
Mechanical: Hot Water Recirculation Pumps	\$2,616.96

Scottsdale Terrace Condominiums

Annual Expenditure Detail

Sorted by Description

Mechanical: Hot Water Storage Tanks	\$11,630.92
Sub Total	\$23,552.61
2027 Fiscal Year	
Buildings: Gutters & Downspouts (Repairs)	\$5,963.75
Clubhouse/Fitness Ctr: HVAC	\$11,927.51
Pool Area: Access Control System	\$2,385.50
Pool Area: Furniture (Resling)	\$2,385.50
Sub Total	\$22,662.26
2028 Fiscal Year	
Grounds: Irrigation Controller (Building B)	\$733.90
Paint: Wrought Iron (Trash Encl. & Pool Equip.)	\$1,223.17
Streets: Asphalt Repair, Seal Coat & Restripe	\$11,008.49
Sub Total	\$12,965.56
2029 Fiscal Year	
Clubhouse/Fitness Ctr: Access Control System	\$2,563.90
Lighting: Refurbishment/Replacement	\$25,087.13
Pool Area: Shade Fabric (Pool Equipment)	\$1,254.36
Pool: Filter	\$1,693.38
Pool: Heater	\$4,390.25
Pool: Solar Heating System	\$15,052.28
Spa: Filter	\$1,505.23
Sub Total	\$51,546.53
2030 Fiscal Year	
Clubhouse: Shade Fabric (Patio)	\$3,215.86
Mechanical: Hot Water Recirculation Pumps	\$2,894.27
Paint: Metal & Wood Components	\$32,158.56
Paint: Wrought Iron (Pool Area)	\$2,251.10
Pool Area: BBQ Grills	\$4,373.56
Pool Area: Deck Resurface	\$15,114.53
Sub Total	\$60,007.88
2031 Fiscal Year	
Clubhouse/Fitness Ctr: Cardio Equipment	\$9,893.58
Clubhouse/Fitness Ctr: Interior Remodel	\$32,978.61
Grounds: Mailboxes (Wall Mounted)	\$9,234.01
Grounds: Monument Sign	\$3,957.43

Scottsdale Terrace Condominiums

Annual Expenditure Detail

Sorted by Description

Mechanical: Boilers (Replace)	\$52,765.77
Paint: Carport Support Structures	\$7,914.87
Roofs: Foam (Repair & Recoat)	\$117,733.63
Roofs: Tile Underlayment	\$55,404.06
Sub Total	\$289,881.96
2032 Fiscal Year	
Grounds: Irrigation Controller (Pool Equip Encl.)	\$676.39
Pool Area: Furniture (Replace)	\$13,527.83
Pool Area: Furniture (Resling)	\$2,705.57
Spa: Heater	\$3,381.96
Streets: Asphalt Repair, Seal Coat & Restripe	\$12,175.04
Sub Total	\$32,466.78
2033 Fiscal Year	
Paint: Wrought Iron (Trash Encl. & Pool Equip.)	\$1,387.28
Sub Total	\$1,387.28
2034 Fiscal Year	
Mechanical: Expansion Tank	\$2,133.98
Mechanical: Hot Water Recirculation Pumps	\$3,200.97
Sub Total	\$5,334.95
2035 Fiscal Year	
Paint: Buildings/Walls (Stucco & Block)	\$72,946.59
Paint: Metal & Wood Components	\$36,473.29
Paint: Wrought Iron (Pool Area)	\$2,553.13
Sub Total	\$111,973.01
2036 Fiscal Year	
Mechanical: Water Softening System	\$22,442.02
Pool Area: Deck Recoat	\$5,498.29
Pool: Replaster & Retile	\$14,552.90
Streets: Asphalt Rehabilitation	\$161,358.10
Streets: Asphalt Repair, Seal Coat & Restripe	\$13,465.21
Sub Total	\$217,316.53
2037 Fiscal Year	
Buildings: Gutters & Downspouts (Repairs)	\$7,671.43
Pool Area: Access Control System	\$3,068.57
Pool Area: Furniture (Resling)	\$3,068.57

Scottsdale Terrace Condominiums

Annual Expenditure Detail

Sorted by Description

Pool: Heater	\$5,370.00
Sub Total	\$19,178.57
2038 Fiscal Year	
Mechanical: Hot Water Recirculation Pumps	\$3,540.17
Paint: Wrought Iron (Trash Encl. & Pool Equip.)	\$1,573.41
Sub Total	\$5,113.58
2039 Fiscal Year	
Clubhouse/Fitness Ctr: Access Control System	\$3,298.06
Clubhouse/Fitness Ctr: Strength Equipment	\$16,942.09
Lighting: Refurbishment/Replacement	\$32,270.64
Paint: Carport Support Structures	\$9,681.19
Pool Area: Shade Fabric (Pool Equipment)	\$1,613.53
Sub Total	\$63,805.52
2040 Fiscal Year	
Clubhouse: Shade Fabric (Patio)	\$4,136.69
Grounds: Irrigation Controller (Building B)	\$992.81
Paint: Metal & Wood Components	\$41,366.93
Paint: Wrought Iron (Pool Area)	\$2,895.69
Spa: Heater	\$4,136.69
Streets: Asphalt Repair, Seal Coat & Restripe	\$14,892.10
Sub Total	\$68,420.90
2041 Fiscal Year	
Roofs: Foam (Repair & Recoat)	\$151,445.78
Spa: Resurface & Retile	\$7,635.92
Sub Total	\$159,081.70
2042 Fiscal Year	
Clubhouse/Fitness Ctr: HVAC	\$17,401.42
Mechanical: Hot Water Recirculation Pumps	\$3,915.32
Pool Area: BBQ Grills	\$5,916.48
Pool Area: Deck Resurface	\$20,446.67
Pool Area: Furniture (Resling)	\$3,480.28
Sub Total	\$51,160.17
2043 Fiscal Year	
Clubhouse/Fitness Ctr: Cardio Equipment	\$13,383.87
Fencing/Gates: Wrought Iron (Pool Area)	\$30,336.76

Scottsdale Terrace Condominiums

Annual Expenditure Detail

Sorted by Description

Mechanical: Boilers (Tube Bundles)	\$16,060.64
Paint: Wrought Iron (Trash Encl. & Pool Equip.)	\$1,784.52
Sub Total	\$61,565.78
2044 Fiscal Year	
Grounds: Irrigation Controller (Pool Equip Encl.)	\$915.01
Pool: Filter	\$2,470.53
Spa: Filter	\$2,196.02
Streets: Asphalt Repair, Seal Coat & Restripe	\$16,470.18
Sub Total	\$22,051.75
2045 Fiscal Year	
Paint: Buildings/Walls (Stucco & Block)	\$93,834.30
Paint: Metal & Wood Components	\$46,917.15
Paint: Wrought Iron (Pool Area)	\$3,284.20
Pool: Heater	\$6,568.40
Sub Total	\$150,604.05
2046 Fiscal Year	
Mechanical: Hot Water Recirculation Pumps	\$4,330.22
Mechanical: Hot Water Storage Tanks	\$19,245.42
Sub Total	\$23,575.63
2047 Fiscal Year	
Buildings: Gutters & Downspouts (Repairs)	\$9,868.09
Gates: Wrought Iron (Trash Enclosures)	\$8,881.28
Paint: Carport Support Structures	\$11,841.70
Pool Area: Access Control System	\$3,947.23
Pool Area: Furniture (Replace)	\$19,736.17
Pool Area: Furniture (Resling)	\$3,947.23
Sub Total	\$58,221.71
2048 Fiscal Year	
Fencing/Gates: Wrought Iron (Pool Equipment)	\$7,792.19
Paint: Wrought Iron (Trash Encl. & Pool Equip.)	\$2,023.94
Pool Area: Deck Recoat	\$7,438.00
Pool: Replaster & Retile	\$19,686.91
Spa: Heater	\$5,059.86
Streets: Asphalt Repair, Seal Coat & Restripe	\$18,215.50
Sub Total	\$60,216.40

Scottsdale Terrace Condominiums

Annual Expenditure Detail

Sorted by Description

2049 Fiscal Year

Clubhouse/Fitness Ctr: Access Control System	\$4,242.43
Lighting: Refurbishment/Replacement	\$41,511.10
Pool Area: Shade Fabric (Pool Equipment)	\$2,075.56
Pool: Solar Heating System	\$24,906.66
Sub Total	\$72,735.75

Scottsdale Terrace Condominiums

Component Detail

Directed Cashflow Calculation Method; Sorted by Category

Streets: Asphalt Rehabilitation

Category	010 Streets	Quantity	53,925 sq. ft.
		Unit Cost	\$2.000
		% of Replacement	100.00%
		Current Cost	\$107,850.00
Placed In Service	01/06	Future Cost	\$161,358.10
Useful Life	30		
		Assigned Reserves at FYB	\$50,330.00
Remaining Life	16	Monthly Member Contribution	\$846.59
Replacement Year	2036	Monthly Interest Contribution	\$150.58
		Total Monthly Contribution	\$997.17

Comments:

The community asphalt was overlaid during the conversion process in 2005/2006. This component budgets to remove & repave the community asphalt (drive lanes, covered parking spaces & uncovered parking spaces) on a 30 year cycle.

Streets: Asphalt Repair, Seal Coat & Restripe

Category	010 Streets	Quantity	1 total
		Unit Cost	\$9,000.000
		% of Replacement	100.00%
		Current Cost	\$9,000.00
Placed In Service	07/15	Future Cost	\$9,953.71
Useful Life	4		
		Assigned Reserves at FYB	\$9,000.00
Remaining Life	0	Monthly Member Contribution	\$545.76
Replacement Year	2020	Monthly Interest Contribution	\$3.08
		Total Monthly Contribution	\$548.84

Comments:

The community asphalt was last repaired, seal coated & restriped in mid-2015 by Ace Asphalt at a cost of \$8,010. This component budgets for similar work on a continuous four (4) year cycle.

It should be noted that the repair/seal coat and rehabilitation assets are budgeted to occur in the same budget year. It is recommended that the asphalt be seal coated within 6 months of rehabilitation. Therefore, this component appears in the same year as the rehabilitation project. If the Association chooses not to seal coat within 6 months of rehabilitation, the accumulated funds can be used for any additional expenses associated with the rehabilitation, or remain in the reserve account to be reallocated to other future projects.

Scottsdale Terrace Condominiums

Component Detail

Directed Cashflow Calculation Method; Sorted by Category

Roofs: Foam (Repair & Recoat)

Category	020 Roofing	Quantity	51,000 sq. ft.
		Unit Cost	\$1.750
		% of Replacement	100.00%
		Current Cost	\$89,250.00
Placed In Service	07/11	Future Cost	\$91,525.88
Useful Life	10		
		Assigned Reserves at FYB	\$89,250.00
Remaining Life	1	Monthly Member Contribution	\$0.00
Replacement Year	2021	Monthly Interest Contribution	\$258.56
		Total Monthly Contribution	\$258.56

Comments:

In mid-2011, Paramount Roofing completed a project for major repairs & recoating of the foam roofs due to hail damage at a cost of \$155,628.96 (10 year warranty). This component budgets for typical repairs & recoating of the foam roofs on a 10 year cycle.

No provision has been included in this reserve study to replace the foam roofs. If inspected annually, repaired as needed, and recoated as recommended, the foam roofs should last indefinitely.

Roofs: Metal, Carports (Unfunded)

Category	020 Roofing	Quantity	1 comment
		Unit Cost	\$0.000
		% of Replacement	0.00%
		Current Cost	\$0.00
Placed In Service	01/86	Future Cost	\$0.00
Useful Life	n.a.		
		Assigned Reserves at FYB	\$0.00
Remaining Life	n.a.	Monthly Member Contribution	\$0.00
Replacement Year	n.a.	Monthly Interest Contribution	\$0.00
		Total Monthly Contribution	\$0.00

Comments:

We are not budgeting to replace the corrugated metal carport roofs because they should last indefinitely. However, the condition of these roofs should be monitored over time, and if future replacements are anticipated, we will include a provision for such in a future update of this report. Should the client wish to budget for these roofs at this time, we will revise this report to include these roofs at their request. Minor repairs should be handled on an "as needed" basis using operating funds.

Scottsdale Terrace Condominiums

Component Detail

Directed Cashflow Calculation Method; Sorted by Category

Roofs: Tile Underlayment

Category	020 Roofing	Quantity	7,000 sq. ft.
		Unit Cost	\$6.000
		% of Replacement	100.00%
		Current Cost	\$42,000.00
Placed In Service	01/06	Future Cost	\$55,404.06
Useful Life	25		
		Assigned Reserves at FYB	\$23,520.00
Remaining Life	11	Monthly Member Contribution	\$382.07
Replacement Year	2031	Monthly Interest Contribution	\$70.29
		Total Monthly Contribution	\$452.36

Comments:

The tile roof underlayment atop the clubhouse & condominium buildings was replaced during the conversion process in 2005/2006. This component budgets to replace the tile roof underlayment on a 25 year cycle.

NOTE: New underlayment was installed at the tile roof areas over Unit 211 & 231 in 2017. At this time, we have not accounted for these two areas separately.

Buildings: Gutters & Downspouts (Repairs)

Category	025 Building Exteriors	Quantity	1 total
		Unit Cost	\$5,000.000
		% of Replacement	100.00%
		Current Cost	\$5,000.00
Placed In Service	05/17	Future Cost	\$5,963.75
Useful Life	10		
		Assigned Reserves at FYB	\$5,000.00
Remaining Life	7	Monthly Member Contribution	\$0.00
Replacement Year	2027	Monthly Interest Contribution	\$14.49
		Total Monthly Contribution	\$14.49

Comments:

The aluminum gutters & downspouts were refurbished during the conversion process to make them more efficient and to prevent clogging. In 2017, \$15,856 was spent on gutter & downspout extensions & repairs. Going forward, this component will accumulate funds on a 10 year cycle for gutter & downspout repairs/replacements on an "as needed" basis. The budgeted amount & useful life cycle should be adjusted over time as conditions dictate.

The operating budget should include a provision for the cleaning out of the gutters & downspouts on an annual basis.

Scottsdale Terrace Condominiums

Component Detail

Directed Cashflow Calculation Method; Sorted by Category

Paint: Buildings/Walls (Stucco & Block)

Category	030 Painting	Quantity	1 total
		Unit Cost	\$50,000.00
		% of Replacement	100.00%
		Current Cost	\$50,000.00
Placed In Service	01/15	Future Cost	\$56,708.52
Useful Life	10		
		Assigned Reserves at FYB	\$50,000.00
Remaining Life	5	Monthly Member Contribution	\$0.00
Replacement Year	2025	Monthly Interest Contribution	\$144.85
		Total Monthly Contribution	\$144.85

Comments:

We have estimated that the stucco exteriors of the buildings, and the stucco & block site walls, were last repainted in 2015 (no information was provided by the client). We are budgeting to repaint these components on a 10 year cycle.

Paint: Carport Support Structures

Category	030 Painting	Quantity	1 total
		Unit Cost	\$6,000.00
		% of Replacement	100.00%
		Current Cost	\$6,000.00
Placed In Service	01/15	Future Cost	\$6,470.80
Useful Life	8		
		Assigned Reserves at FYB	\$6,000.00
Remaining Life	3	Monthly Member Contribution	\$0.00
Replacement Year	2023	Monthly Interest Contribution	\$17.38
		Total Monthly Contribution	\$17.38

Comments:

We have estimated that the metal carport support structures (96 spaces) were last repainted in 2015 (no information was provided by the client). We are budgeting to repaint the carports on an eight (8) year cycle.

Scottsdale Terrace Condominiums

Component Detail

Directed Cashflow Calculation Method; Sorted by Category

Paint: Metal & Wood Components

Category	030 Painting	Quantity	1 total
		Unit Cost	\$25,000.00
		% of Replacement	100.00%
		Current Cost	\$25,000.00
Placed In Service	01/15	Future Cost	\$28,354.26
Useful Life	5		
		Assigned Reserves at FYB	\$25,000.00
Remaining Life	0	Monthly Member Contribution	\$1,222.91
Replacement Year	2020	Monthly Interest Contribution	\$6.89
		Total Monthly Contribution	\$1,229.80

Comments:

We have estimated that the metal & wood components at the buildings, as well as the metal railings along the east & west drives, were last repainted in 2015 (no information was provided by the client). We are budgeting to repaint these components on a five (5) year cycle.

Paint: Wrought Iron (Pool Area)

Category	030 Painting	Quantity	1 total
		Unit Cost	\$1,750.00
		% of Replacement	100.00%
		Current Cost	\$1,750.00
Placed In Service	07/13	Future Cost	\$1,984.80
Useful Life	5		
		Assigned Reserves at FYB	\$1,750.00
Remaining Life	0	Monthly Member Contribution	\$85.60
Replacement Year	2020	Monthly Interest Contribution	\$0.49
		Total Monthly Contribution	\$86.09

Comments:

This component budgets to repaint the wrought iron fencing & gates enclosing the pool area on a five (5) year cycle.

Scottsdale Terrace Condominiums

Component Detail

Directed Cashflow Calculation Method; Sorted by Category

Paint: Wrought Iron (Trash Encl. & Pool Equip.)
--

Category	030 Painting	Quantity	1 total
		Unit Cost	\$1,000.00
		% of Replacement	100.00%
		Current Cost	\$1,000.00
Placed In Service	01/18	Future Cost	\$1,078.47
Useful Life	5		
		Assigned Reserves at FYB	\$1,000.00
Remaining Life	3	Monthly Member Contribution	\$0.00
Replacement Year	2023	Monthly Interest Contribution	\$2.89
		Total Monthly Contribution	\$2.89

Comments:

This component budgets to repaint the following wrought iron components installed in 2017/2018:

- wrought iron fencing & gate around the pool equipment
- wrought iron gates (8) at the trash enclosures

Scottsdale Terrace Condominiums

Component Detail

Directed Cashflow Calculation Method; Sorted by Category

Fencing/Gates: Wrought Iron (Pool Area)

Category	040 Fencing & Gates	Quantity	1 total
		Unit Cost	\$17,000.00
		% of Replacement	100.00%
		Current Cost	\$17,000.00
Placed In Service	07/13	Future Cost	\$30,336.76
Useful Life	30		
		Assigned Reserves at FYB	\$3,745.76
Remaining Life	23	Monthly Member Contribution	\$152.23
Replacement Year	2043	Monthly Interest Contribution	\$11.71
		Total Monthly Contribution	\$163.95

Comments:

The wrought iron fencing & gates at the pool area were replaced in mid-2013 by Sun King Fencing & Gates at a cost of \$14,180.06. This component budgets to replace the pool area wrought iron on a 30 year cycle. The inventory includes:

- 15 - LF of 6'6" fencing w/straight top & pinched spear pickets
- 8 - LF of 6'8" fencing w/shephard hooks & pinched spear pickets
- 185 - LF of 7' fencing w/shephard hooks & pinched spear pickets
- 1 - 6'8" x 4' gate
- 1 - 7'0" x 4' gate

Scottsdale Terrace Condominiums

Component Detail

Directed Cashflow Calculation Method; Sorted by Category

Fencing/Gates: Wrought Iron (Pool Equipment)

Category	040 Fencing & Gates	Quantity	1 total
		Unit Cost	\$3,850.000
		% of Replacement	100.00%
		Current Cost	\$3,850.00
Placed In Service	01/18	Future Cost	\$7,792.19
Useful Life	30		
		Assigned Reserves at FYB	\$256.67
Remaining Life	28	Monthly Member Contribution	\$36.41
Replacement Year	2048	Monthly Interest Contribution	\$0.94
		Total Monthly Contribution	\$37.36

Comments:

The wrought iron fencing & gates around the pool equipment was installed in late 2017/early 2018 by Ironworks Fencing at a cost of \$3,661.36. This component budgets to replace this wrought iron on a 30 year cycle. The inventory includes:

- 25 - LF of 6' fencing w/wood composite slats
- 1 - 6' gate w/wood composite slats

Fencing: Wrought Iron (East & West Drives)

Category	040 Fencing & Gates	Quantity	1 total
		Unit Cost	\$6,500.000
		% of Replacement	100.00%
		Current Cost	\$6,500.00
Placed In Service	01/86	Future Cost	\$7,560.10
Useful Life	40		
		Assigned Reserves at FYB	\$6,500.00
Remaining Life	6	Monthly Member Contribution	\$0.00
Replacement Year	2026	Monthly Interest Contribution	\$18.83
		Total Monthly Contribution	\$18.83

Comments:

This component will accumulate funds on a 40 year cycle to replace the following wrought iron fencing located atop retaining walls along the east & west drives:

- 260 - LF of 3'1" fencing

Scottsdale Terrace Condominiums

Component Detail

Directed Cashflow Calculation Method; Sorted by Category

Gates: Wrought Iron (NW Corner)

Category	040 Fencing & Gates	Quantity	1 total
		Unit Cost	\$1,500.00
		% of Replacement	100.00%
		Current Cost	\$1,500.00
Placed In Service	01/86	Future Cost	\$1,744.64
Useful Life	40		
		Assigned Reserves at FYB	\$1,500.00
Remaining Life	6	Monthly Member Contribution	\$0.00
Replacement Year	2026	Monthly Interest Contribution	\$4.35
		Total Monthly Contribution	\$4.35

Comments:

This component includes a provision to replace the emergency access gates at the NW corner of the property:

2 - 5'4" x 7'8" vehicle gates

Gates: Wrought Iron (Trash Enclosures)

Category	040 Fencing & Gates	Quantity	1 total
		Unit Cost	\$4,500.00
		% of Replacement	100.00%
		Current Cost	\$4,500.00
Placed In Service	07/17	Future Cost	\$8,881.28
Useful Life	30		
		Assigned Reserves at FYB	\$381.36
Remaining Life	27	Monthly Member Contribution	\$42.83
Replacement Year	2047	Monthly Interest Contribution	\$1.35
		Total Monthly Contribution	\$44.18

Comments:

\$4,343.87 was spent in mid-2017 to replace the trash enclosure gates:

- 2 - 4'9" x 6'2" gates w/composite wood slats
- 1 - 4'10" x 5'9" gate w/composite wood slats
- 1 - 4'10" x 6'3" gate w/composite wood slats
- 1 - 5'0" x 5'10" gate w/composite wood slats
- 1 - 5'0" x 6'6" gate w/composite wood slats
- 2 - 5'3" x 6'3" gates w/composite wood slats

Scottsdale Terrace Condominiums

Component Detail

Directed Cashflow Calculation Method; Sorted by Category

Lighting: Refurbishment/Replacement

Category	050 Lighting	Quantity	1 total
		Unit Cost	\$20,000.00
		% of Replacement	100.00%
		Current Cost	\$20,000.00
Placed In Service	01/19	Future Cost	\$25,087.13
Useful Life	10		
		Assigned Reserves at FYB	\$20,000.00
Remaining Life	9	Monthly Member Contribution	\$0.00
Replacement Year	2029	Monthly Interest Contribution	\$57.94
		Total Monthly Contribution	\$57.94

Comments:

During the conversion process in 2005/2006, the pole mounted lights throughout the property (20) received frame & stucco around the poles & new lantern fixtures at a cost of \$16,910. In early 2018, \$4,040.97 was spent on new LED lamps (52) for the carports. In mid-2018, a lighting project to install tree lighting & monument sign lighting was done at a cost of \$9,802.44. In 2019, another lighting project to install additional tree lighting & new light fixtures on Bldg A was done at a cost of \$12,400.

Going forward, this component will accumulate funds on a 10 year cycle for the refurbishment/replacement of the community lighting systems & fixtures on an "as needed" basis. Should the client wish to budget for the lighting components in a different manner, we will do so at their request.

Clubhouse: Shade Fabric (Patio)

Category	060 Pool & Spa	Quantity	1 total
		Unit Cost	\$2,500.00
		% of Replacement	100.00%
		Current Cost	\$2,500.00
Placed In Service	07/07	Future Cost	\$3,215.86
Useful Life	10		
		Assigned Reserves at FYB	\$2,500.00
Remaining Life	0	Monthly Member Contribution	\$63.65
Replacement Year	2020	Monthly Interest Contribution	\$0.36
		Total Monthly Contribution	\$64.01

Comments:

This component includes a provision to replace the shade fabric (930 sq. ft.) atop the clubhouse patio cover. Based on Google Earth historical images, this shade was installed in 2017.

Scottsdale Terrace Condominiums

Component Detail

Directed Cashflow Calculation Method; Sorted by Category

Pool Area: Access Control System

Category	060 Pool & Spa	Quantity	1 total
		Unit Cost	\$2,000.00
		% of Replacement	100.00%
		Current Cost	\$2,000.00
Placed In Service	07/17	Future Cost	\$2,385.50
Useful Life	10		
		Assigned Reserves at FYB	\$2,000.00
Remaining Life	7	Monthly Member Contribution	\$0.00
Replacement Year	2027	Monthly Interest Contribution	\$5.79
		Total Monthly Contribution	\$5.79

Comments:

A Brivo 2 door ethernet control panel for the access control system was installed in mid-2017 at a cost of \$1,446. This component budgets to replace the control panel & key fob readers (2) on a 10 year cycle.

Pool Area: BBQ Grills

Category	060 Pool & Spa	Quantity	1 total
		Unit Cost	\$3,400.00
		% of Replacement	100.00%
		Current Cost	\$3,400.00
Placed In Service	02/18	Future Cost	\$4,373.56
Useful Life	12		
		Assigned Reserves at FYB	\$3,400.00
Remaining Life	10	Monthly Member Contribution	\$0.00
Replacement Year	2030	Monthly Interest Contribution	\$9.85
		Total Monthly Contribution	\$9.85

Comments:

\$3,253.30 was spent in February 2018 to replace the built-in, gas BBQ grills (AOG, 2-burner) located in front of the pool area.

Scottsdale Terrace Condominiums

Component Detail

Directed Cashflow Calculation Method; Sorted by Category

Pool Area: Deck Recoat

Category	060 Pool & Spa	Quantity	2,100 sq. ft.
		Unit Cost	\$1.750
		% of Replacement	100.00%
		Current Cost	\$3,675.00
Placed In Service	08/18	Future Cost	\$4,064.43
Useful Life	12		
Adjustment	-6	Assigned Reserves at FYB	\$3,675.00
Remaining Life	4	Monthly Member Contribution	\$0.00
Replacement Year	2024	Monthly Interest Contribution	\$10.65
		Total Monthly Contribution	\$10.65

Comments:

This component includes a provision to repair & recoat (repaint) the acrylic pool deck surface in between resurfacing cycles.

Pool Area: Deck Resurface

Category	060 Pool & Spa	Quantity	1 total
		Unit Cost	\$11,750.000
		% of Replacement	100.00%
		Current Cost	\$11,750.00
Placed In Service	08/18	Future Cost	\$15,114.53
Useful Life	12		
		Assigned Reserves at FYB	\$11,750.00
Remaining Life	10	Monthly Member Contribution	\$0.00
Replacement Year	2030	Monthly Interest Contribution	\$34.04
		Total Monthly Contribution	\$34.04

Comments:

The acrylic pool deck was resurfaced in mid-2018, including the removal & replacement of 40' of 1.5" deck drain, at a cost of \$11,335. This component budgets for similar work every 12 years.

Scottsdale Terrace Condominiums

Component Detail

Directed Cashflow Calculation Method; Sorted by Category

Pool Area: Furniture (Replace)

Category	060 Pool & Spa	Quantity	1 total
		Unit Cost	\$10,000.00
		% of Replacement	100.00%
		Current Cost	\$10,000.00
Placed In Service	04/17	Future Cost	\$13,527.83
Useful Life	15		
		Assigned Reserves at FYB	\$1,864.41
Remaining Life	12	Monthly Member Contribution	\$171.36
Replacement Year	2032	Monthly Interest Contribution	\$6.37
		Total Monthly Contribution	\$177.73

Comments:

The following Tropitone pool furniture was purchased/installed in March/April 2017 (no cost information was provided):

- 14 - sling chaise lounges
- 8 - sling chairs
- 2 - fabric umbrellas
- 2 - faux stone tables
- 1 - faux stone tea table
- 4 - metal tea tables

This component budgets to replace the pool furniture on a 15 year cycle.

Scottsdale Terrace Condominiums

Component Detail

Directed Cashflow Calculation Method; Sorted by Category

Pool Area: Furniture (Resling)

Category	060 Pool & Spa	Quantity	1 total
		Unit Cost	\$2,000.00
		% of Replacement	100.00%
		Current Cost	\$2,000.00
Placed In Service	04/17	Future Cost	\$2,103.30
Useful Life	5		
		Assigned Reserves at FYB	\$2,000.00
Remaining Life	2	Monthly Member Contribution	\$0.00
Replacement Year	2022	Monthly Interest Contribution	\$5.79
		Total Monthly Contribution	\$5.79

Comments:

This component includes a provision to resling the following pool furniture every five (5) years:

- 14 - sling chaise lounges
- 8 - sling chairs

Pool Area: Shade Fabric (Pool Equipment)

Category	060 Pool & Spa	Quantity	1 total
		Unit Cost	\$1,000.00
		% of Replacement	100.00%
		Current Cost	\$1,000.00
Placed In Service	02/19	Future Cost	\$1,254.36
Useful Life	10		
		Assigned Reserves at FYB	\$1,000.00
Remaining Life	9	Monthly Member Contribution	\$0.00
Replacement Year	2029	Monthly Interest Contribution	\$2.89
		Total Monthly Contribution	\$2.89

Comments:

A shade structure (aluminum frame & fabric shade) was installed atop the pool equipment area in February 2019. This component includes a provision to replace the fabric shade (+/- 95 sq. ft.) every 10 years.

Scottsdale Terrace Condominiums

Component Detail

Directed Cashflow Calculation Method; Sorted by Category

Pool: Filter

Category	060 Pool & Spa	Quantity	1 filter
		Unit Cost	\$1,350.000
		% of Replacement	100.00%
		Current Cost	\$1,350.00
Placed In Service	01/14	Future Cost	\$1,693.38
Useful Life	15		
		Assigned Reserves at FYB	\$1,350.00
Remaining Life	9	Monthly Member Contribution	\$0.00
Replacement Year	2029	Monthly Interest Contribution	\$3.91
		Total Monthly Contribution	\$3.91

Comments:

This is a Hayward, 4.9 sq. ft. sand filter.

Pool: Heater

Category	060 Pool & Spa	Quantity	1 heater
		Unit Cost	\$3,500.000
		% of Replacement	100.00%
		Current Cost	\$3,500.00
Placed In Service	01/13	Future Cost	\$3,589.25
Useful Life	8		
		Assigned Reserves at FYB	\$3,500.00
Remaining Life	1	Monthly Member Contribution	\$0.00
Replacement Year	2021	Monthly Interest Contribution	\$10.14
		Total Monthly Contribution	\$10.14

Comments:

This is a Raypak, 399,000 BTU input heater.

Scottsdale Terrace Condominiums

Component Detail

Directed Cashflow Calculation Method; Sorted by Category

Pool: Replaster & Retile

Category	060 Pool & Spa	Quantity	1 total
		Unit Cost	\$9,727.000
		% of Replacement	100.00%
		Current Cost	\$9,727.00
Placed In Service	01/06	Future Cost	\$10,757.75
Useful Life	12		
Adjustment	+6	Assigned Reserves at FYB	\$9,727.00
Remaining Life	4	Monthly Member Contribution	\$0.00
Replacement Year	2024	Monthly Interest Contribution	\$28.18
		Total Monthly Contribution	\$28.18

Comments:

The pool was replastered & retiled during the conversion process in 2005/2006. Currently, the appearance of the pool is good, with only a few chipped areas on the steps and some staining/discoloration. This component budgets to replaster & retile the pool in conjunction with the deck recoat scheduled for 2024.

1,480 sq. ft. (IA) of replastering	@	\$4.90	=	\$7,252.00
135 LF of trim tile	@	\$15.00	=	\$2,025.00
45 LF of bench tile	@	\$10.00	=	\$450.00
		TOTAL	=	\$9,727.00

Pool: Solar Heating System

Category	060 Pool & Spa	Quantity	1 total
		Unit Cost	\$12,000.000
		% of Replacement	100.00%
		Current Cost	\$12,000.00
Placed In Service	01/09	Future Cost	\$15,052.28
Useful Life	20		
		Assigned Reserves at FYB	\$12,000.00
Remaining Life	9	Monthly Member Contribution	\$0.00
Replacement Year	2029	Monthly Interest Contribution	\$34.76
		Total Monthly Contribution	\$34.76

Comments:

The Helio-Matic solar heating system (12 - 4' x 12' solar collectors & 1 - control panel) is approximately 10 years old.

Scottsdale Terrace Condominiums

Component Detail

Directed Cashflow Calculation Method; Sorted by Category

Spa: Filter

Category	060 Pool & Spa	Quantity	1 filter
		Unit Cost	\$1,200.000
		% of Replacement	100.00%
		Current Cost	\$1,200.00
Placed In Service	01/14	Future Cost	\$1,505.23
Useful Life	15		
		Assigned Reserves at FYB	\$1,200.00
Remaining Life	9	Monthly Member Contribution	\$0.00
Replacement Year	2029	Monthly Interest Contribution	\$3.48
		Total Monthly Contribution	\$3.48

Comments:

This is a Hayward, 3.1 sq. ft. sand filter.

Spa: Heater

Category	060 Pool & Spa	Quantity	1 heater
		Unit Cost	\$2,500.000
		% of Replacement	100.00%
		Current Cost	\$2,500.00
Placed In Service	01/11	Future Cost	\$2,764.92
Useful Life	8		
Adjustment	+5	Assigned Reserves at FYB	\$2,500.00
Remaining Life	4	Monthly Member Contribution	\$0.00
Replacement Year	2024	Monthly Interest Contribution	\$7.24
		Total Monthly Contribution	\$7.24

Comments:

This is a Raypak heater. A new heat exchanger was installed in late 2018 at a cost of \$1,594.50. Thus, we have adjusted the useful life to indicate a replacement year of 2024.

Scottsdale Terrace Condominiums

Component Detail

Directed Cashflow Calculation Method; Sorted by Category

Spa: Resurface & Retile

Category	060 Pool & Spa	Quantity	1 total
		Unit Cost	\$4,500.00
		% of Replacement	100.00%
		Current Cost	\$4,500.00
Placed In Service	01/16	Future Cost	\$7,635.92
Useful Life	25		
		Assigned Reserves at FYB	\$720.00
Remaining Life	21	Monthly Member Contribution	\$47.98
Replacement Year	2041	Monthly Interest Contribution	\$2.36
		Total Monthly Contribution	\$50.34

Comments:

The spa was resurfaced with mini-pebble in late 2015/early 2016 at a cost of \$3,700, plus tax. This component budgets to resurface & retile the spa on a 25 year cycle.

- 1 - spa resurfacing (8' square)
- 32 - LF of trim tile
- 30 - LF of bench tile

Clubhouse/Fitness Ctr: Access Control System

Category	080 Clubhouse & Fitness Center	Quantity	1 total
		Unit Cost	\$2,044.00
		% of Replacement	100.00%
		Current Cost	\$2,044.00
Placed In Service	05/19	Future Cost	\$2,563.90
Useful Life	10		
		Assigned Reserves at FYB	\$2,044.00
Remaining Life	9	Monthly Member Contribution	\$0.00
Replacement Year	2029	Monthly Interest Contribution	\$5.92
		Total Monthly Contribution	\$5.92

Comments:

An access control system with a control panel & card reader will be installed at the fitness center in 2019 at a cost of \$2,043.70.. This component will accumulate funds to replace the system components on a 10 year cycle.

Scottsdale Terrace Condominiums

Component Detail

Directed Cashflow Calculation Method; Sorted by Category

Clubhouse/Fitness Ctr: Cardio Equipment

Category	080 Clubhouse & Fitness Center	Quantity	1 total
		Unit Cost	\$7,500.00
		% of Replacement	100.00%
		Current Cost	\$7,500.00
Placed In Service	05/19	Future Cost	\$9,893.58
Useful Life	12		
		Assigned Reserves at FYB	\$7,279.25
Remaining Life	11	Monthly Member Contribution	\$0.00
Replacement Year	2031	Monthly Interest Contribution	\$21.08
		Total Monthly Contribution	\$21.08

Comments:

The following cardio equipment will be purchased/installed in 2019:

- 1 - Spirit Fitness treadmill (#CT850)
- 1 - Spirit Fitness elliptical (#CE850)
- 1 - Spirit Fitness recumbent bike (#CR900)

Clubhouse/Fitness Ctr: HVAC

Category	080 Clubhouse & Fitness Center	Quantity	1 total
		Unit Cost	\$10,000.00
		% of Replacement	100.00%
		Current Cost	\$10,000.00
Placed In Service	01/12	Future Cost	\$11,927.51
Useful Life	15		
		Assigned Reserves at FYB	\$10,000.00
Remaining Life	7	Monthly Member Contribution	\$0.00
Replacement Year	2027	Monthly Interest Contribution	\$28.97
		Total Monthly Contribution	\$28.97

Comments:

The following HVAC systems were manufactured in March/April 2011. For budgeting purposes we have used 2012 as the basis for aging them.

1 Ruud, 2 ton split system	@	\$4,000.00	=	\$4,000.00
1 Ruud, 4 ton split system	@	\$6,000.00	=	\$6,000.00
		TOTAL	=	\$10,000.00

Scottsdale Terrace Condominiums

Component Detail

Directed Cashflow Calculation Method; Sorted by Category

Clubhouse/Fitness Ctr: Interior Remodel
--

Category	080 Clubhouse & Fitness Center	Quantity	1 total
		Unit Cost	\$25,000.00
		% of Replacement	100.00%
		Current Cost	\$25,000.00
Placed In Service	01/06	Future Cost	\$32,978.61
Useful Life	25		
		Assigned Reserves at FYB	\$14,000.00
Remaining Life	11	Monthly Member Contribution	\$227.42
Replacement Year	2031	Monthly Interest Contribution	\$41.84
		Total Monthly Contribution	\$269.26

Comments:

The clubhouse/fitness center was renovated during the conversion process in 2005/2006. This component budgets for the remodeling of the clubhouse/fitness center on a 25 year cycle, and will allow funding to be available for the replacement of the following components on an "as needed" basis: cabinets, counter tops, appliances, carpet, tile floor cover, plumbing fixtures, furniture, window treatments, ceiling fans, doors, televisions, interior painting & general décor.

NOTE: The fitness center interiors will be painted in 2019 at a cost of \$1,012.55.

Scottsdale Terrace Condominiums

Component Detail

Directed Cashflow Calculation Method; Sorted by Category

Clubhouse/Fitness Ctr: Strength Equipment

Category	080 Clubhouse & Fitness Center	Quantity	1 total
		Unit Cost	\$10,500.00
		% of Replacement	100.00%
		Current Cost	\$10,500.00
Placed In Service	05/19	Future Cost	\$16,942.09
Useful Life	20		
		Assigned Reserves at FYB	\$355.93
Remaining Life	19	Monthly Member Contribution	\$144.47
Replacement Year	2039	Monthly Interest Contribution	\$1.85
		Total Monthly Contribution	\$146.32

Comments:

The following strength equipment will be purchased/installed in 2019:

- 1 - Spirit Fitness dual stack functional trainer (#ST900 FT)
- 1 - dumbbell set & rack
- 13 - kettleballs & rack
- 1 - set of Plyoboxes, suspension trainer & stability balls
- 1 - adjustable bench
- 1 - set of interlocking rubber mats for floor cover

Mechanical: Boilers (Replace)

Category	090 Mechanical	Quantity	2 boilers
		Unit Cost	\$20,000.00
		% of Replacement	100.00%
		Current Cost	\$40,000.00
Placed In Service	01/06	Future Cost	\$52,765.77
Useful Life	25		
		Assigned Reserves at FYB	\$22,400.00
Remaining Life	11	Monthly Member Contribution	\$363.88
Replacement Year	2031	Monthly Interest Contribution	\$66.95
		Total Monthly Contribution	\$430.82

Comments:

These are Raypak, 726,000 BTU input boilers for domestic hot water.

Scottsdale Terrace Condominiums

Component Detail

Directed Cashflow Calculation Method; Sorted by Category

Mechanical: Boilers (Tube Bundles)

Category	090 Mechanical	Quantity	2 tube bundles
		Unit Cost	\$4,500.000
		% of Replacement	100.00%
		Current Cost	\$9,000.00
Placed In Service	07/18	Future Cost	\$16,060.64
Useful Life	25		
		Assigned Reserves at FYB	\$551.02
Remaining Life	23	Monthly Member Contribution	\$101.41
Replacement Year	2043	Monthly Interest Contribution	\$2.17
		Total Monthly Contribution	\$103.58

Comments:

The boiler tube bundles (1 for each boiler) were replaced in 2018 & 2019. This component budgets to replace the tube bundles in between the replacement cycles for the boilers.

Mechanical: Expansion Tank

Category	090 Mechanical	Quantity	1 expansion tank
		Unit Cost	\$1,500.000
		% of Replacement	100.00%
		Current Cost	\$1,500.00
Placed In Service	02/14	Future Cost	\$2,133.98
Useful Life	20		
		Assigned Reserves at FYB	\$445.61
Remaining Life	14	Monthly Member Contribution	\$18.81
Replacement Year	2034	Monthly Interest Contribution	\$1.40
		Total Monthly Contribution	\$20.21

Comments:

Approximatley \$1,350 was spent in February 2014 to install an expansion tank for the domestic hot water system. This component budgets to replace the expansion tank on a 20 year cycle.

Scottsdale Terrace Condominiums

Component Detail

Directed Cashflow Calculation Method; Sorted by Category

Mechanical: Hot Water Recirculation Pumps

Category	090 Mechanical	Quantity	3 pumps
		Unit Cost	\$750.000
		% of Replacement	100.00%
		Current Cost	\$2,250.00
Placed In Service	01/18	Future Cost	\$2,366.21
Useful Life	4		
		Assigned Reserves at FYB	\$2,250.00
Remaining Life	2	Monthly Member Contribution	\$0.00
Replacement Year	2022	Monthly Interest Contribution	\$6.52
		Total Monthly Contribution	\$6.52

Comments:

The three, hot water recirculation pumps associated with the domestic hot water system were replaced in 2014 & 2018 (\$2,205 in 2018). This component budgets to replace the hot water recirculation pumps every four years.

Mechanical: Hot Water Storage Tanks

Category	090 Mechanical	Quantity	2 storage tanks
		Unit Cost	\$5,000.000
		% of Replacement	100.00%
		Current Cost	\$10,000.00
Placed In Service	01/06	Future Cost	\$11,630.92
Useful Life	20		
		Assigned Reserves at FYB	\$10,000.00
Remaining Life	6	Monthly Member Contribution	\$0.00
Replacement Year	2026	Monthly Interest Contribution	\$28.97
		Total Monthly Contribution	\$28.97

Comments:

These are Raypak, 115 gallon, insulated storage tanks (gas) for domestic hot water.

Scottsdale Terrace Condominiums

Component Detail

Directed Cashflow Calculation Method; Sorted by Category

Mechanical: Water Softening System

Category	090 Mechanical	Quantity	1 system
		Unit Cost	\$15,000.000
		% of Replacement	100.00%
		Current Cost	\$15,000.00
Placed In Service	01/06	Future Cost	\$15,382.50
Useful Life	15		
		Assigned Reserves at FYB	\$15,000.00
Remaining Life	1	Monthly Member Contribution	\$0.00
Replacement Year	2021	Monthly Interest Contribution	\$43.46
		Total Monthly Contribution	\$43.46

Comments:

This is a High Peaks, duplex water softening system for domestic hot water.

Grounds: Concrete Components (Unfunded)

Category	100 Grounds	Quantity	1 comment
		Unit Cost	\$0.000
		% of Replacement	0.00%
		Current Cost	\$0.00
Placed In Service	01/86	Future Cost	\$0.00
Useful Life	n.a.		
		Assigned Reserves at FYB	\$0.00
Remaining Life	n.a.	Monthly Member Contribution	\$0.00
Replacement Year	n.a.	Monthly Interest Contribution	\$0.00
		Total Monthly Contribution	\$0.00

Comments:

We are not budgeting for repair or replacement of concrete components in this analysis. It is anticipated that any repairs/replacements required will be addressed immediately due to safety concerns. There should not be a need for complete replacement at a single point in time, and good maintenance practice won't allow the need for repairs to accumulate to a point of major expense. We recommend that a line item be set up in the annual operating budget to account for potential concrete repairs/replacements on an "as needed" basis. However, should the client wish to include budgeting for concrete components as a reserve expense, we will do so at their request (cost and useful life to be provided by client).

Scottsdale Terrace Condominiums

Component Detail

Directed Cashflow Calculation Method; Sorted by Category

Grounds: Granite Replenishment (Unfunded)

Category	100 Grounds	Quantity	1 comment
		Unit Cost	\$0.000
		% of Replacement	0.00%
		Current Cost	\$0.00
Placed In Service	01/86	Future Cost	\$0.00
Useful Life	n.a.		
		Assigned Reserves at FYB	\$0.00
Remaining Life	n.a.	Monthly Member Contribution	\$0.00
Replacement Year	n.a.	Monthly Interest Contribution	\$0.00
		Total Monthly Contribution	\$0.00

Comments:

We are not budgeting to replenish the common area granite landscape rock located throughout the community because the cost to do so is most often considered an operating expense. We recommend that a line item be set up in the annual operating budget to account for ongoing granite replenishment projects. Should the Association wish to have granite replenishment included in the reserve study, we will budget for it at the Board's request. However, in order to do so, the following information will need to be provided:

- \$ amount to be budgeted (or total square footage of granite landscaped areas)
- Year in which the next expenditure should be scheduled to occur
- Number of years between expenditures (useful life cycle)

Grounds: Irrigation Controller (Building B)

Category	100 Grounds	Quantity	1 controller
		Unit Cost	\$600.000
		% of Replacement	100.00%
		Current Cost	\$600.00
Placed In Service	01/16	Future Cost	\$733.90
Useful Life	12		
		Assigned Reserves at FYB	\$600.00
Remaining Life	8	Monthly Member Contribution	\$0.00
Replacement Year	2028	Monthly Interest Contribution	\$1.74
		Total Monthly Contribution	\$1.74

Comments:

This is an Irritrol Total Control, 18 station controller on the west side of Building B.

Scottsdale Terrace Condominiums

Component Detail

Directed Cashflow Calculation Method; Sorted by Category

Grounds: Irrigation Controller (Pool Equip Encl.)

Category	100 Grounds	Quantity	1 controller
		Unit Cost	\$500.000
		% of Replacement	100.00%
		Current Cost	\$500.00
Placed In Service	01/08	Future Cost	\$676.39
Useful Life	12		
		Assigned Reserves at FYB	\$500.00
Remaining Life	0	Monthly Member Contribution	\$10.77
Replacement Year	2020	Monthly Interest Contribution	\$0.06
		Total Monthly Contribution	\$10.84

Comments:

This is an Irritrol Total Control, 12 station controller in the pool equipment enclosure.

Grounds: Irrigation System (Unfunded)

Category	100 Grounds	Quantity	1 comment
		Unit Cost	\$0.000
		% of Replacement	0.00%
		Current Cost	\$0.00
Placed In Service	01/86	Future Cost	\$0.00
Useful Life	n.a.		
		Assigned Reserves at FYB	\$0.00
Remaining Life	n.a.	Monthly Member Contribution	\$0.00
Replacement Year	n.a.	Monthly Interest Contribution	\$0.00
		Total Monthly Contribution	\$0.00

Comments:

Irrigation systems are one of the most difficult items to budget for without specific information provided by an expert who is familiar with the system inventory and system condition. We have been advised by irrigation system experts that most system components (piping, sprinkler heads, valves, etc) have a useful life of 20+ years. However, budgeting for the replacement of an irrigation system requires evaluation of the present condition (to identify remaining useful life) and replacement cost - both of which call for expert evaluation, but fall outside the scope of a reserve study.

Therefore, we recommend that the Association board and/or management company have the system evaluated to determine the appropriate scope of work, projected replacement cost and remaining life, all of which are necessary so that budgeting can be included in a revision or future update of this analysis.

Scottsdale Terrace Condominiums

Component Detail

Directed Cashflow Calculation Method; Sorted by Category

Grounds: Mailboxes (Wall Mounted)

Category	100 Grounds	Quantity	1 total
		Unit Cost	\$7,000.00
		% of Replacement	100.00%
		Current Cost	\$7,000.00
Placed In Service	01/06	Future Cost	\$9,234.01
Useful Life	25		
		Assigned Reserves at FYB	\$7,000.00
Remaining Life	11	Monthly Member Contribution	\$0.00
Replacement Year	2031	Monthly Interest Contribution	\$20.28
		Total Monthly Contribution	\$20.28

Comments:

This component includes a provision to replace the following wall mounted mailbox sets at the clubhouse:

- 2 - sets of 6 vertical mailboxes
- 12 - sets of 7 vertical mailboxes

Grounds: Monument Sign

Category	100 Grounds	Quantity	1 total
		Unit Cost	\$3,000.00
		% of Replacement	100.00%
		Current Cost	\$3,000.00
Placed In Service	01/06	Future Cost	\$3,957.43
Useful Life	25		
		Assigned Reserves at FYB	\$3,000.00
Remaining Life	11	Monthly Member Contribution	\$0.00
Replacement Year	2031	Monthly Interest Contribution	\$8.70
		Total Monthly Contribution	\$8.70

Comments:

This component budgets to replace the metal letters making up the double-sided monument sign that indicates "8500 SCOTTSDALE TERRACE CONDOMINIUMS".

Scottsdale Terrace Condominiums

Detail Report Index

	Page
Buildings: Gutters & Downspouts (Repairs)	16
Clubhouse/Fitness Ctr: Access Control System	31
Clubhouse/Fitness Ctr: Cardio Equipment	32
Clubhouse/Fitness Ctr: HVAC	32
Clubhouse/Fitness Ctr: Interior Remodel	33
Clubhouse/Fitness Ctr: Strength Equipment	34
Clubhouse: Shade Fabric (Patio)	23
Fencing/Gates: Wrought Iron (Pool Area)	20
Fencing/Gates: Wrought Iron (Pool Equipment)	21
Fencing: Wrought Iron (East & West Drives)	21
Gates: Wrought Iron (NW Corner)	22
Gates: Wrought Iron (Trash Enclosures)	22
Grounds: Concrete Components (Unfunded)	37
Grounds: Granite Replenishment (Unfunded)	38
Grounds: Irrigation Controller (Building B)	38
Grounds: Irrigation Controller (Pool Equip Encl.)	39
Grounds: Irrigation System (Unfunded)	39
Grounds: Mailboxes (Wall Mounted)	40
Grounds: Monument Sign	40
Lighting: Refurbishment/Replacement	23
Mechanical: Boilers (Replace)	34
Mechanical: Boilers (Tube Bundles)	35
Mechanical: Expansion Tank	35
Mechanical: Hot Water Recirculation Pumps	36
Mechanical: Hot Water Storage Tanks	36
Mechanical: Water Softening System	37
Paint: Buildings/Walls (Stucco & Block)	17
Paint: Carport Support Structures	17
Paint: Metal & Wood Components	18
Paint: Wrought Iron (Pool Area)	18
Paint: Wrought Iron (Trash Encl. & Pool Equip.)	19
Pool Area: Access Control System	24
Pool Area: BBQ Grills	24
Pool Area: Deck Recoat	25
Pool Area: Deck Resurface	25
Pool Area: Furniture (Replace)	26
Pool Area: Furniture (Resling)	27
Pool Area: Shade Fabric (Pool Equipment)	27
Pool: Filter	28
Pool: Heater	28
Pool: Replaster & Retile	29
Pool: Solar Heating System	29
Roofs: Foam (Repair & Recoat)	15
Roofs: Metal, Carports (Unfunded)	15

Scottsdale Terrace Condominiums

Detail Report Index

	Page
Roofs: Tile Underlayment	16
Spa: Filter	30
Spa: Heater	30
Spa: Resurface & Retile	31
Streets: Asphalt Rehabilitation	14
Streets: Asphalt Repair, Seal Coat & Restripe	14

Number of components included in this reserve analysis is 50.