

RESERVE ANALYSIS REPORT

Alamdea Park Condominium Association

Tempe, Arizona

Version 005

December 30, 2020



ADVANCED RESERVE SOLUTIONS

2761 E. Bridgeport Pkwy - Gilbert, AZ 85295

Email: tthompson@arsinc.com

Phone (480) 473-7643

www.arsinc.com

© 1997 - 2020

ADVANCED RESERVE SOLUTIONS, INC.

All Rights Reserved.

Alamdea Park Condominium Association

Table of Contents

	Page
Preface	i
Executive Summary	1
Distribution of Current Reserve Funds	2
Calculation of Percent Funded	4
Projections	6
Projection Charts	7
Annual Expenditure Detail	9
Component Detail	13
Index	50

Preface

This preface is intended to provide an introduction to the enclosed reserve analysis as well as detailed information regarding the reserve analysis report format, reserve fund goals/objectives and calculation methods. The following sections are included in this preface:

Introduction to Reserve Budgeting	page i
Understanding the Reserve Analysis	page i
Reserve Funding Goals / Objectives	page ii
Reserve Funding Calculation Methods	page ii
Reading the Reserve Analysis	page v
Glossary of Key Terms	page x
Limitations of Reserve Analysis	page xiii

◆ ◆ ◆ ◆ INTRODUCTION TO RESERVE BUDGETING ◆ ◆ ◆ ◆

The Board of Directors of an association has a fiduciary duty to maintain the community in a good state of repair. Individual unit property values are significantly impacted by the level of maintenance and upkeep provided by the association as well as the amount of the regular assessment charged to each owner.

A prudent plan must be implemented to address the issues of long-range maintenance, repair and replacement of the common areas. Additionally, the plan should recognize that the value of each unit is affected by the amount of the regular assessment charged to each unit.

There is a fine line between “not enough,” “just right” and “too much.” Each member of an association should contribute to the reserve fund for their proportionate amount of “depreciation” (or “use”) of the reserve components. Through time, if each owner contributes his “fair share” into the reserve fund for the depreciation of the reserve components, then the possibility of large increases in regular assessments or special assessments will be minimized.

An accurate reserve analysis and a “healthy” reserve fund are essential to protect and maintain the association's common areas and the property values of the individual unit owners. A comprehensive reserve analysis is one of the most significant elements of any association's long-range plan and provides the critical link between sound business judgment and good fiscal planning. The reserve analysis provides a “financial blueprint” for the future of an association.

◆ ◆ ◆ ◆ UNDERSTANDING THE RESERVE ANALYSIS ◆ ◆ ◆ ◆

In order for the reserve analysis to be useful, it must be understandable by a variety of individuals. Board members (from seasoned, experienced Board members to new Board members), property managers, accountants, attorneys and even homeowners may ultimately review the reserve analysis. The reserve analysis must be detailed enough to provide a comprehensive analysis, yet simple enough to enable less experienced individuals to understand the results.

There are four key bits of information that a comprehensive reserve analysis should provide: Budget, Percent Funded, Projections and Inventory. This information is described as follows:

Budget

Amount recommended to be transferred into the reserve account for the fiscal year for which the reserve analysis was prepared. In some cases, the reserve analysis may present two or more funding plans based on different goals/objectives. The Board should have a clear understanding of the differences among these funding goals/objectives prior to implementing one of them in the annual budget.

Percent Funded

Measure of the reserve fund “health” (expressed as a percentage) as of the beginning of the fiscal year for which the

Preface

reserve analysis was prepared. This figure is the ratio of the actual reserve fund on hand to the fully funded balance. A reserve fund that is “100% funded” means the association has accumulated the proportionately correct amount of money, to date, for the reserve components it maintains.

Projections

Indicate the “level of service” the association will provide the membership as well as a “road map” for the fiscal future of the association. The projections define the timetables for repairs and replacements, such as when the buildings will be painted or when the asphalt will be seal coated. The projections also show the financial plan for the association – when an underfunded association will “catch up” or how a properly funded association will remain fiscally “healthy.”

Inventory

Complete listing of the reserve components. Key bits of information are available for each reserve component, including placed-in-service date, useful life, remaining life, replacement year, quantity, current cost of replacement, future cost of replacement and analyst’s comments.

◆ ◆ ◆ ◆ RESERVE FUNDING GOALS / OBJECTIVES ◆ ◆ ◆ ◆

There are four reserve funding goals/objectives which may be used to develop a reserve funding plan that corresponds with the risk tolerance of the association: Full Funding, Baseline Funding, Threshold Funding and Statutory Funding. These goals/objectives are described as follows:

Full Funding

Describes the goal/objective to have reserves on hand equivalent to the value of the deterioration of each reserve component. The objective of this funding goal is to achieve and/or maintain a 100% percent funded reserve fund. The component calculation method or cash flow calculation method is typically used to develop a full funding plan.

Baseline Funding

Describes the goal/objective to have sufficient reserves on hand to never completely run out of money. The objective of this funding goal is to simply pay for all reserve expenses as they come due without regard to the association’s percent funded. The cash flow calculation method is typically used to develop a baseline funding plan.

Threshold Funding

Describes the goal/objective other than the 100% level (full funding) or just staying cash-positive (baseline funding). This threshold goal/objective may be a specific percent funded target or a cash balance target. Threshold funding is often a value chosen between full funding and baseline funding. The cash flow calculation method is typically used to develop a threshold funding plan.

Statutory Funding

Describes the pursuit of an objective as described or required by local laws or codes. The component calculation method or cash flow calculation method is typically used to develop a statutory funding plan.

◆ ◆ ◆ ◆ RESERVE FUNDING CALCULATION METHODS ◆ ◆ ◆ ◆

There are two funding methods which can be used to develop a reserve funding plan based on a reserve funding goal/objective: Component Calculation Method and Cash Flow Calculation Method. These calculation methods are described as follows:

Component Calculation Method

This calculation method develops a funding plan for each individual reserve component. The sum of the funding plan for each component equals the total funding plan for the association. This method is often referred to as the “straight line”

Preface

method and is widely believed to be the most conservative reserve funding method. This method structures a funding plan that enables the association to pay all reserve expenditures as they come due, enables the association to achieve the ideal level of reserves in time, and then enables the association to maintain the ideal level of reserves through time. The following is a detailed description of the component calculation method:

Step 1: Calculation of fully funded balance for each component

The fully funded balance is calculated for each component based on its age, useful life and current cost. The actual formula is as follows:

$$\text{Fully Funded Balance} = \frac{\text{Age}}{\text{Useful Life}} \times \text{Current Cost}$$

Step 2: Distribution of current reserve funds

The association's current reserve funds are assigned to (or distributed amongst) the reserve components based on each component's remaining life and fully funded balance as follows:

Pass 1: Components are organized in remaining life order, from least to greatest, and the current reserve funds are assigned to each component up to its fully funded balance, until reserves are exhausted.

Pass 2: If all components are assigned their fully funded balance and additional funds exist, they are assigned in a "second pass." Again, the components are organized in remaining life order, from least to greatest, and the remaining current reserve funds are assigned to each component up to its current cost, until reserves are exhausted.

Pass 3: If all components are assigned their current cost and additional funds exist, they are assigned in a "third pass." Components with a remaining life of zero years are assigned double their current cost.

Distributing, or assigning, the current reserve funds in this manner is the most efficient use of the funds on hand – it defers the make-up period of any underfunded reserves over the lives of the components with the largest remaining lives.

Step 3: Developing a funding plan

After step 2, all components have a "starting" balance. A calculation is made to determine what funding would be required to get from the starting balance to the future cost over the number of years remaining until replacement. The funding plan incorporates the annual contribution increase parameter to develop a "stair stepped" contribution.

For example, if an association needs to accumulate \$100,000 in ten years, \$10,000 could be contributed each year. Alternatively, the association could contribute \$8,723 in the first year and increase the contribution by 3% each year thereafter until the tenth year.

In most cases, this rate should match the inflation parameter. Matching the annual contribution increase parameter to the inflation parameter indicates, in theory, that member contributions should increase at the same rate as the cost of living (inflation parameter). Due to the "time value of money," this creates the most equitable distribution of member contributions through time.

Using an annual contribution increase parameter that is greater than the inflation parameter will reduce the burden to the current membership at the expense of the future membership. Using an annual contribution increase parameter that is less than the inflation parameter will increase the burden to the current membership to the benefit of the future membership. The following chart shows a comparison:

Preface

	<u>0% Increase</u>	<u>3% Increase</u>	<u>10% Increase</u>
Year 1	\$10,000.00	\$8,723.05	\$6,274.54
Year 2	\$10,000.00	\$8,984.74	\$6,901.99
Year 3	\$10,000.00	\$9,254.28	\$7,592.19
Year 4	\$10,000.00	\$9,531.91	\$8,351.41
Year 5	\$10,000.00	\$9,817.87	\$9,186.55
Year 6	\$10,000.00	\$10,112.41	\$10,105.21
Year 7	\$10,000.00	\$10,415.78	\$11,115.73
Year 8	\$10,000.00	\$10,728.25	\$12,227.30
Year 9	\$10,000.00	\$11,050.10	\$13,450.03
Year 10	\$10,000.00	\$11,381.60	\$14,795.04
TOTAL	\$100,000.00	\$100,000.00	\$100,000.00

This parameter is used to develop a funding plan only; it does not necessarily mean that the reserve contributions must be raised each year. There are far more significant factors that will contribute to a total reserve contribution increase or decrease from year to year than this parameter.

One of the major benefits of using this calculation method is that for any single component (or group of components), the accumulated balance and reserve funding can be precisely calculated. For example, using this calculation method, the reserve analysis can indicate the exact amount of current reserve funds “in the bank” for the roofs and the amount of money being funded towards the roofs each month. This information is displayed on the Management / Accounting Summary and Charts as well as elsewhere within the report.

Cash Flow Calculation Method

This calculation method develops a funding plan based on current reserve funds and projected expenditures during a specific timeframe (typically 30 years). This funding method structures a funding plan that enables the association to pay for all reserve expenditures as they come due, but is not necessarily concerned with the ideal level of reserves through time.

This calculation method tests reserve contributions against reserve expenditures through time to determine the minimum contribution necessary (baseline funding) or some other defined goal/objective (full funding, threshold funding or statutory funding). Unlike the component calculation method, this calculation method cannot precisely calculate the reserve funding for any single component (or group of components). In order to work-around this issue to provide this bookkeeping information, a formula has been applied to component method results to calculate a reasonable breakdown. This information is displayed on the Management / Accounting Summary and Charts as well as elsewhere within the report.

The **Directed Cash Flow Calculation Method** is our primary calculation method. It allows for several funding strategies to be manually tested until the optimal funding strategy accomplishing three goals is created:

Goal #1: Ensures that all scheduled reserve expenditures are covered by keeping the reserve cash balance above zero during the projected period (typically 30 years)

Goal #2: Uniformly distributes the costs of replacements over time to benefit both current & future members of the association by using consistent, incremental contribution increases

Goal #3: Provides for the lowest reserve funding recommendation as possible over time with the goal of approaching, reaching and/or maintaining a 100% fully funded reserve balance

These very important aspects of the **Directed Cash Flow Calculation Method** will greatly aid the board of directors during the annual budgeting process.

Preface

◆ ◆ ◆ ◆ READING THE RESERVE ANALYSIS ◆ ◆ ◆ ◆

In some cases, the reserve analysis may be a lengthy document of one hundred pages or more. A complete and thorough review of the reserve analysis is always a good idea. However, if time is limited, it is suggested that a thorough review of the summary pages be made. If a “red flag” is raised in this review, the reader should then check the detail information, of the component in question, for all relevant information. In this section, a description of most of the summary or report sections is provided along with comments regarding what to look for and how to use each section.

Executive Summary

Provides general information about the client, global parameters used in the calculation of the reserve analysis as well as the core results of the reserve analysis.

Client Information

Provides various client information including fiscal year for which the reserve analysis was prepared, number of units, phasing, etc.

Community Profile

Provides brief description of the community, as well as other “global” type comments.

Budget

Provides recommended funding for the fiscal year for which the reserve analysis was prepared. Indicates the reserve funding from the membership, anticipated interest contribution and the total contribution

Global Parameters

Displays the calculation parameters that were used to calculate the reserve analysis including inflation, annual contribution increase, investment rate, tax rate and contingency.

Sample Homeowners Association
Executive Summary
Component Calculation Method

Client Information:		Global Parameters:	
Account Number	00000	Inflation Rate	2.00%
Version Number	1	Annual Contribution Increase	2.00%
Analysis Date	3/18/2014	Investment Rate	1.00%
Fiscal Year	6/1/2014 to 5/31/2015	Taxes on Investment	30.00%
Number of Units	167	Contingency	3.00%
Phasing	8 of 8		

Community Profile:
This community consists of 167 attached units with private roadways, pool area and extensive landscaped areas. For budgeting purposes, unless otherwise indicated, we have used June 1995 as the average placed-in-service date for aging the original components in this community.
ARS site visits: March 1, 2014; January 2011; February 2009; April 2005; March 2005; March 2003; March 2002; April 2001 and March 2000

Adequacy of Reserves as of June 3, 2014:

Anticipated Reserve Balance	\$865,450.00
Fully Funded Reserve Balance	\$1,011,228.83
Percent Funded	85.58%

Recommended Funding for the 2014-2015 Fiscal Year:

	Annual	Monthly	Per Unit Per Month
Member Contribution	\$110,659	\$9,221.58	\$55.22
Interest Contribution	\$5,977	\$498.09	\$2.98
Total Contribution	\$116,636	\$9,719.66	\$58.20

3.18.2014(1) 1 ADVANCED RESERVE SOLUTIONS, INC.

Adequacy of Reserves

Displays the results of calculations with regard to the “health” of the reserve fund as of the beginning of the fiscal year for which the reserve analysis was prepared. Provides the anticipated reserve balance, fully funded reserve balance and the percent funded.

Preface

Calculation of Percent Funded

Summary displays all reserve components, shown here in “category” order. Provides the remaining life, useful life, current cost and the fully funded balance at the beginning of the fiscal year for which the reserve analysis was prepared.

Reserve Components

All components are displayed (shown here in “category” order).

Lifespans

Remaining life and useful life are displayed. And, these columns are conveniently sub totaled to show range.

**Sample Homeowners Association
Calculation of Percent Funded
Sorted by Category**

	Remaining Life	Useful Life	Current Cost	Fully Funded Balance
010 Streets				
Streets - Asphalt, Overlay / Major Rehab	8	27	\$101,897.50	\$71,584.91
Streets - Asphalt, Repair	0	4	\$3,621.75	\$3,621.75
Streets - Asphalt, Seal Coat	0	4	\$6,926.50	\$6,926.50
Streets - Concrete, Unfunded	n.a.	n.a.	\$0.00	\$0.00
Sub Total	0-8	4-27	\$111,245.75	\$81,113.16
020 Roads				
Roads - Tile				
Sub Total				
030 Painting				
Painting - Cabana Interior				
Painting - Red Curbs				
Painting - Stucco				
Painting - Woodwork & Trim				
Painting - Wrought Iron, Buildings				
Painting - Wrought Iron, Pool Area				
Sub Total				
040 Fencing				
Fencing - Wrought Iron, Pool Area				
Railing - Wrought Iron, Buildings				
Sub Total				
050 Lighting				
Lighting - Buildings				
Lighting - Grounds				
Sub Total				
060 Pool Area				
Cabana - Ceramic Tile				
Cabana - Doors				
Cabana - Plumbing Fixtures				
Cabana - Restroom Partitions				
Cabana - Water Heater				
Pool - Filter				
Pool - Heater				
Pool - Replaster & Tile Replace				
Pool Area - Barbecues				
Sub Total				

**Sample Homeowners Association
Calculation of Percent Funded
Sorted by Category**

	Remaining Life	Useful Life	Current Cost	Fully Funded Balance
Pool Area - Ceramic Tile	2	21	\$8,501.83	\$7,773.38
Pool Area - Concrete Deck, Unfunded	n.a.	n.a.	\$0.00	\$0.00
Pool Area - Furniture (Refurbish)	0	12	\$9,255.00	\$9,255.00
Pool Area - Furniture (Replace)	6	25	\$17,315.00	\$13,159.40
Pool Area - Mastic	0	4	\$5,131.50	\$5,131.50
Spa - Filter	0	13	\$1,350.00	\$1,350.00
Spa - Heater	0	10	\$3,060.00	\$3,060.00
Spa - Replaster & Tile Replace	3	8	\$5,250.00	\$3,125.40
Sub Total	0-6	4-25	\$91,747.38	\$71,964.53
070 Decks				
Decks - Clean & Top Coat	2	5	\$30,480.00	\$18,288.00
Decks - Resurface	2	13	\$65,227.20	\$54,720.81
Sub Total	2	5-13	\$95,707.20	\$73,008.81
080 Misc (Buildings)				
Fire Extinguisher Cabinets	2	21	\$27,825.00	\$24,994.05
Utility Closet Doors	2	21	\$73,500.00	\$68,361.90
Sub Total	2	21	\$101,325.00	\$93,355.95
090 Misc (Grounds)				
Landscape - Irrigation Controllers	0	12	\$26,000.00	\$26,000.00
Landscape - Renovation, Unfunded	n.a.	n.a.	\$0.00	\$0.00
Mailboxes	2	21	\$37,200.00	\$33,657.14
Sub Total	0-2	12-21	\$63,200.00	\$62,657.14
100 Termite Control				
Termite Control	n.a.	n.a.	\$0.00	\$100,000.00
Sub Total	n.a.	n.a.	\$0.00	\$100,000.00
Contingency	n.a.	n.a.	n.a.	\$20,453.27
Total	0-11	2-30	\$1,091,533.79	\$1,011,228.83
Anticipated Reserve Balance				\$865,488.00
Percent Funded				85.58%

Current Cost

Displays the current cost to replace or otherwise maintain each component. This column is conveniently sub totaled.

Fully Funded Balance

Displays the fully funded balance for each component. This column is conveniently sub totaled.

The total current cost to replace or otherwise maintain all components, total fully funded balance, anticipated reserve balance and percent funded are provided at the bottom of this summary. Also shown is the range of reserve component remaining lives and useful lives.

Preface

Management / Accounting Summary and Charts

Summary displays all reserve components, shown here in “category” order. Provides the assigned reserve funds at the beginning of the fiscal year for which the reserve analysis was prepared along with the monthly member contribution, interest contribution and total contribution for each component and category. Pie charts show graphically how the total reserve fund is distributed amongst the reserve component categories and how each category is funded on a monthly basis.

Balance at FYB
Shows the amount of reserve funds assigned to each reserve component. And, this column is conveniently sub totaled.

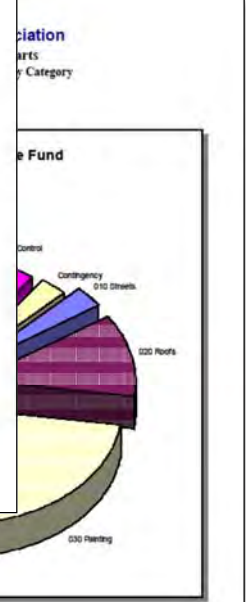
Sample Homeowners Association
Management / Accounting Summary
Component Calculation Method; Sorted by Category

	Balance at Fiscal Year Beginning	Monthly Member Contribution	Monthly Interest Contribution	Total Monthly Contribution
010 Streets				
Streets - Asphalt, Overlay / Major Rehab	\$17,837.90	\$940.66	\$13.37	\$963.07
Streets - Asphalt, Repair	\$3,821.75	\$78.20	\$0.25	\$78.45
Streets - Asphalt, Seal Coat	\$5,928.50	\$127.98	\$0.41	\$128.37
Streets - Concrete, Unfunded	\$0.00	\$0.00	\$0.00	\$0.00
Sub Total	\$27,588.15	\$1,155.84	\$14.64	\$1,169.88
020 Roofs				
Roofs - Tile				
Sub Total				
030 Painting				
Painting - Cabana Interior				
Painting - Red Curbs				
Painting - Stucco				
Painting - Woodwork & Trim				
Painting - Wrought Iron, Buildings				
Painting - Wrought Iron, Pool Area				
Sub Total				
040 Fencing				
Fencing - Wrought Iron, Pool Area				
Railing - Wrought Iron, Buildings				
Sub Total				
050 Landings				
Lighting - Buildings				
Lighting - Grounds				
Sub Total				
060 Pool Area				
Cabana - Ceramic Tile				
Cabana - Doors				
Cabana - Plumbing Fixtures				
Cabana - Restroom Partitions				
Cabana - Water Heater				
Pool - Filter				
Sub Total				
070 Decks				
Decks - Clean & Top Coat	\$18,288.00	\$530.52	\$12.44	\$561.00
Decks - Resurfacing	\$94,720.81	\$506.93	\$33.65	\$540.58
Sub Total	\$113,008.81	\$1,037.45	\$46.09	\$1,092.54
080 Misc (Buildings)				
Fire Extinguisher Cabinets	\$24,994.05	\$139.11	\$15.07	\$154.19
Utility Closet Doors	\$98,881.90	\$372.15	\$40.32	\$412.47
Sub Total	\$123,875.95	\$511.26	\$55.40	\$566.66
090 Misc (Grounds)				
Landscape - Irrigation Controllers	\$39,000.00	\$219.48	\$0.71	\$220.19
Landscape - Renovation, Unfunded	\$0.00	\$0.00	\$0.00	\$0.00
Mailboxes	\$33,057.14	\$187.33	\$20.30	\$207.63
Sub Total	\$72,057.14	\$406.82	\$21.00	\$427.82
100 Termite Control				
Termite Control	\$100,000.00	\$0.00	\$58.52	\$58.52
Sub Total	\$100,000.00	\$0.00	\$58.52	\$58.52
Contingency	\$25,207.28	\$268.59	\$15.61	\$284.20
Total	\$865,450.00	\$9,221.58	\$498.09	\$9,719.66

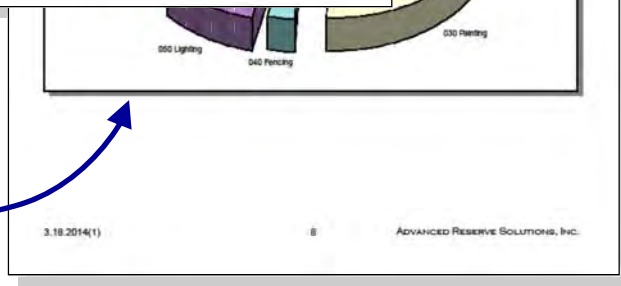
Monthly Funding
Displays the monthly funding for each component from the members and interest. Total monthly funding is also indicated. And, these columns are conveniently sub totaled.

Sample Homeowners Association
Management / Accounting Summary
Component Calculation Method; Sorted by Category

	Balance at Fiscal Year Beginning	Monthly Member Contribution	Monthly Interest Contribution	Total Monthly Contribution
Pool - Heater	\$3,250.00	\$24.60	\$0.08	\$24.68
Pool - Replaster & Tile Replace	\$7,070.58	\$146.76	\$4.61	\$151.37
Pool Area - Barbecues	\$1,010.00	\$29.98	\$0.69	\$30.67
Pool Area - Ceramic Tile	\$7,773.38	\$43.27	\$4.69	\$47.96
Pool Area - Concrete Deck, Unfunded	\$0.00	\$0.00	\$0.00	\$0.00
Pool Area - Furniture (Refurbish)	\$9,255.00	\$70.05	\$0.23	\$70.27
Pool Area - Furniture (Replace)	\$13,159.40	\$74.78	\$7.94	\$82.70
Pool Area - Mastic	\$5,131.50	\$110.79	\$0.36	\$111.15
Spa - Filter	\$1,350.00	\$12.11	\$0.04	\$12.15
Spa - Heater	\$2,400.00	\$27.36	\$0.09	\$27.44
Spa - Replaster & Tile Replace	\$3,128.40	\$94.12	\$2.04	\$96.15
Sub Total	\$71,964.53	\$716.19	\$30.10	\$746.28
070 Decks				
Decks - Clean & Top Coat	\$18,288.00	\$530.52	\$12.44	\$561.00
Decks - Resurfacing	\$94,720.81	\$506.93	\$33.65	\$540.58
Sub Total	\$113,008.81	\$1,037.45	\$46.09	\$1,092.54
080 Misc (Buildings)				
Fire Extinguisher Cabinets	\$24,994.05	\$139.11	\$15.07	\$154.19
Utility Closet Doors	\$98,881.90	\$372.15	\$40.32	\$412.47
Sub Total	\$123,875.95	\$511.26	\$55.40	\$566.66
090 Misc (Grounds)				
Landscape - Irrigation Controllers	\$39,000.00	\$219.48	\$0.71	\$220.19
Landscape - Renovation, Unfunded	\$0.00	\$0.00	\$0.00	\$0.00
Mailboxes	\$33,057.14	\$187.33	\$20.30	\$207.63
Sub Total	\$72,057.14	\$406.82	\$21.00	\$427.82
100 Termite Control				
Termite Control	\$100,000.00	\$0.00	\$58.52	\$58.52
Sub Total	\$100,000.00	\$0.00	\$58.52	\$58.52
Contingency	\$25,207.28	\$268.59	\$15.61	\$284.20
Total	\$865,450.00	\$9,221.58	\$498.09	\$9,719.66



Pie Charts
Show graphically how the reserve fund is distributed amongst the reserve components and how the components are funded.



Preface

Projections and Charts

Summary displays projections of beginning reserve balance, member contribution, interest contribution, expenditures and ending reserve balance for each year of the projection period (shown here for 30 years). The two columns on the right-hand side provide the fully funded ending balance and the percent funded for each year. Charts show the same information in an easy-to-understand graphic format.

**Sample Homeowners Association
Projections
Component Calculation Method**

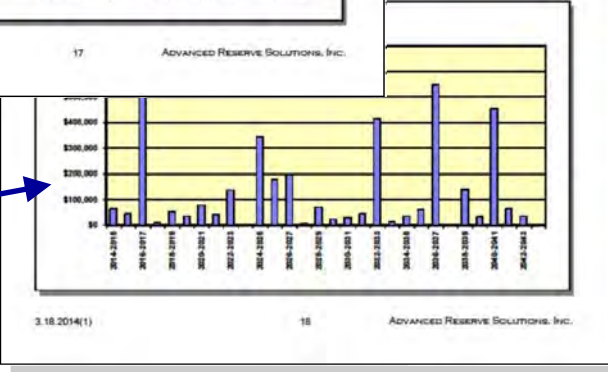
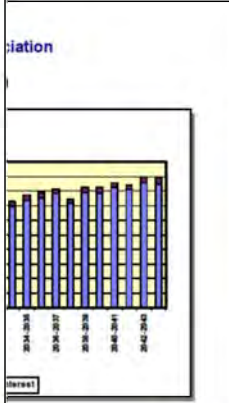
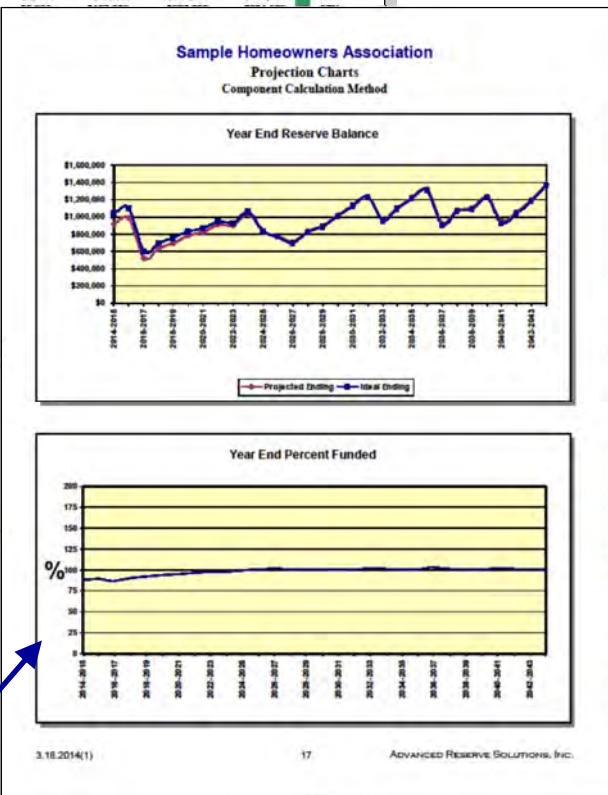
Fiscal Year	Beginning Balance	Member Contribution	Interest Contribution	Expenditures	Ending Balance	Fully Funded Ending Balance	Percent Funded
2014-2015	\$65,450	\$110,559	\$5,977	\$54,080	\$917,106	\$1,048,139	88%
2015-2016	\$917,109	\$111,857	\$6,482	\$45,317	\$960,127	\$1,104,098	90%
2016-2017	\$960,127	\$116,808	\$3,175	\$591,549	\$518,559	\$508,939	87%
2017-2018	\$518,559	\$115,807	\$3,980	\$7,715	\$830,610	\$698,915	84%
2018-2019	\$830,610	\$116,508	\$4,431	\$52,973	\$968,577	\$755,512	78%
2019-2020	\$968,577	\$116,723	\$5,037	\$34,791	\$795,576	\$834,243	94%
2020-2021	\$795,576	\$118,645	\$5,331	\$80,731	\$828,821	\$896,179	92%
2021-2022	\$828,821	\$121,026	\$5,925	\$40,530	\$915,241	\$949,147	96%
2022-2023	\$915,241	\$123,506					
2023-2024	\$907,080	\$125,898					
2024-2025	\$1,037,322	\$126,436					
2025-2026	\$825,864	\$127,755					
2026-2027	\$780,089	\$125,648					
2027-2028	\$713,358	\$119,373					
2028-2029	\$631,867	\$131,999					
2029-2030	\$998,194	\$131,038					
2030-2031	\$1,013,798	\$137,575					
2031-2032	\$1,130,018	\$141,510					
2032-2033	\$1,237,543	\$143,162					
2033-2034	\$973,396	\$138,561					
2034-2035	\$1,104,489	\$147,134					
2035-2036	\$1,222,996	\$149,242					
2036-2037	\$1,317,743	\$150,808					
2037-2038	\$929,828	\$142,178					
2038-2039	\$1,078,962	\$157,813					
2039-2040	\$1,102,377	\$157,111					
2040-2041	\$1,234,862	\$165,390					
2041-2042	\$952,363	\$161,588					
2042-2043	\$1,056,301	\$171,747					
2043-2044	\$1,200,105	\$169,299					

NOTE: In some cases, the projected Ending Balance Expenditures. This is a result of the provision if contingency is continually adjusted according to

3.18.2014(1)

Improved format makes the numbers as easy to read and understand as possible. The color-coded bar indicates the reserve fund status:

Green: Good
Yellow: Fair
Red: Poor



Charts
Show graphically the reserve funding plan through time.

Preface

Component Detail

Summary provides detailed information about each reserve component. These pages display all information about each reserve component as well as comments from site observations and historical information regarding replacement or other maintenance.

Lifespan Information

Displays placed-in-service date, useful life, remaining life and replacement year.

Cost Information

Displays quantity, unit cost, percentage of replacement, current cost and future cost.

Calculation Results

Displays assigned reserves and funding requirements.

Streets - Asphalt, Seal Coat

Category	010 Streets	Quantity	65,850 sq. ft.
Photo Date	January 2011	Unit Cost	\$0.090
		% of Replacement	100.00%
		Current Cost	\$5,926.50
		Future Cost	\$8,415.03
Placed In Service	11/09	Assigned Reserves at FYB	\$5,926.50
Useful Life	4	Monthly Member Contribution	\$127.98
Remaining Life	0	Monthly Interest Contribution	\$0.41
Replacement Year	2014-2015	Total Monthly Contribution	\$128.39

Painting - Woodwork & Trim

Category	030 Painting	Quantity	31,575 sq. ft.
Photo Date	January 2011	Unit Cost	\$0.920
		% of Replacement	100.00%
		Current Cost	\$29,049.00
		Future Cost	\$30,222.58
Placed In Service	05/12	Assigned Reserves at FYB	\$14,524.50
Useful Life	4	Monthly Member Contribution	\$634.91
Remaining Life	2	Monthly Interest Contribution	\$10.54
Replacement Year	2016-2017	Total Monthly Contribution	\$645.45

Pool - Replaster & Tile Replace

Category	060 Pool Area	Quantity	1 pool
Photo Date	January 2011	Unit Cost	\$15,075.000
		% of Replacement	100.00%
		Current Cost	\$15,075.00
		Future Cost	\$16,644.02
Placed In Service	01/10	Assigned Reserves at FYB	\$7,070.58
Useful Life	10	Monthly Member Contribution	\$149.76
Remaining Life	5	Monthly Interest Contribution	\$4.61
Replacement Year	2019-2020	Total Monthly Contribution	\$151.37

Cost Breakdown:

1,020 sq. ft. of replastering	@	\$12.00	=	\$12,750.00
135 lin. ft. of trim tile	@	\$15.00	=	\$2,025.00
25 lin. ft. of step tile	@	\$12.00	=	\$300.00
				TOTAL = \$15,075.00

Comments

Useful information from site observations and historical expenses included here.

Photos

Optional inclusion of photos adds an additional layer of detail to the reserve analysis.

Preface

◆ ◆ ◆ ◆ GLOSSARY OF KEY TERMS ◆ ◆ ◆ ◆

Annual Contribution Increase Parameter

The rate used in the calculation of the funding plan. This rate is used on an annual compounding basis. This rate represents, in theory, the rate the association expects to increase contributions each year.

In most cases, this rate should match the inflation parameter. Matching the annual contribution increase parameter to the inflation parameter indicates, in theory, that member contributions should increase at the same rate as the cost of living (inflation parameter). Due to the “time value of money,” this creates the most equitable distribution of member contributions through time.

This parameter is used to develop a funding plan only; it does not necessarily mean that the reserve contributions must be raised each year. There are far more significant factors that will contribute to a total reserve contribution increase or decrease from year to year than this parameter. See the description of “reserve funding calculation methods” in this preface for more detail on this parameter.

Anticipated Reserve Balance (or Reserve Funds)

The amount of money, as of a certain point in time, held by the association to be used for the repair or replacement of reserve components. This figure is “anticipated” because it is calculated based on the most current financial information available as of the analysis date, which is almost always prior to the fiscal year beginning date for which the reserve analysis is prepared.

Assigned Funds (and “Fixed” Assigned Funds)

The amount of money, as of the fiscal year beginning date for which the reserve analysis is prepared, that a reserve component has been assigned.

The assigned funds are considered “fixed” when the normal calculation process is bypassed and a specific amount of money is assigned to a reserve component. For example, if the normal calculation process assigns \$10,000 to the roofs, but the association would like to show \$20,000 assigned to roofs, “fixed” funds of \$20,000 can be assigned.

Cash Flow Calculation Method

Reserve funding calculation method developed based on total annual expenditures. A more detailed description of the actual calculation process is included in the “reserve funding calculation methods” section of the preface.

Component Calculation Method

Reserve funding calculation method developed based on each individual component. A more detailed description of the actual calculation process is included in the “reserve funding calculation methods” section of the preface.

Contingency Parameter

The rate used as a built-in buffer in the calculation of the funding plan. This rate will assign a percentage of the reserve funds, as of the fiscal year beginning, as contingency funds and will also determine the level of funding toward the contingency each month.

Current Replacement Cost

The amount of money, as of the fiscal year beginning date for which the reserve analysis is prepared, that a reserve component is expected to cost to replace.

Fiscal Year

Indicates the budget year for the association for which the reserve analysis was prepared. The fiscal year beginning (FYB) is the first day of the budget year; the fiscal year end (FYE) is the last day of the budget year.

Fully Funded Reserve Balance (or Ideal Reserves)

The amount of money that should theoretically have accumulated in the reserve fund as of a certain point in time. Fully funded reserves are calculated for each reserve component based on the current replacement cost, age and useful life:

Preface

$$\text{Fully Funded Reserves} = \frac{\text{Age}}{\text{Useful Life}} \times \text{Current Replacement Cost}$$

The fully funded reserve balance is the sum of the fully funded reserves for each reserve component.

An association that has accumulated the fully funded reserve balance does not have all of the funds necessary to replace all of its reserve components immediately; it has the proportionately appropriate reserve funds for the reserve components it maintains, based on each component's current replacement cost, age and useful life.

Future Replacement Cost

The amount of money, as of the fiscal year during which replacement of a reserve component is scheduled, that a reserve component is expected to cost to replace. This cost is calculated using the current replacement cost compounded annually by the inflation parameter.

Global Parameters

The financial parameters used to calculate the reserve analysis. See also "inflation parameter," "annual contribution increase parameter," "investment rate parameter" and "taxes on investments parameter."

Inflation Parameter

The rate used in the calculation of future costs for reserve components. This rate is used on an annual compounding basis. This rate represents the rate the association expects the cost of goods and services relating to their reserve components to increase each year.

Interest Contribution

The amount of money contributed to the reserve fund by the interest earned on the reserve fund and member contributions.

Investment Rate Parameter

The gross rate used in the calculation of interest contribution (interest earned) from the reserve balance and member contributions. This rate (net of the taxes on investments parameter) is used on a monthly compounding basis. This parameter represents the weighted average interest rate the association expects to earn on their reserve fund investments.

Membership Contribution

The amount of money contributed to the reserve fund by the association's membership.

Monthly Contribution (and "Fixed" Monthly Contribution)

The amount of money, for the fiscal year which the reserve analysis is prepared, that a reserve component will be funded.

The monthly contribution is considered "fixed" when the normal calculation process is bypassed and a specific amount of money is funded to a reserve component. For example, if the normal calculation process funds \$1,000 to the roofs each month, but the association would like to show \$500 funded to roofs each month, a "fixed" contribution of \$500 can be assigned.

Number of Units (or other assessment basis)

Indicates the number of units for which the reserve analysis was prepared. In "phased" developments (see phasing), this number represents the number of units, and corresponding common area components, that existed as of a certain point in time.

For some associations, assessments and reserve contributions are based on a unit of measure other than the number of units. Examples include time-interval weeks for timeshare resorts or lot acreage for commercial/industrial developments.

Preface

One-Time Replacement

Used for components that will be budgeted for only once.

Percent Funded

A measure, expressed as a percentage, of the association's reserve fund "health" as of a certain point in time. This number is the ratio of the anticipated reserve fund balance to the fully funded reserve balance:

$$\text{Percent Funded} = \frac{\text{Anticipated Reserve Fund Balance}}{\text{Fully Funded Reserve Balance}}$$

An association that is 100% funded does not have all of the reserve funds necessary to replace all of its reserve components immediately; it has the proportionately appropriate reserve funds for the reserve components it maintains, based on each component's current replacement cost, age and useful life.

Percentage of Replacement

The percentage of the reserve component that is expected to be replaced.

For most reserve components, this percentage should be 100%. In some cases, this percentage may be more or less than 100%. For example, fencing which is shared with a neighboring community may be set at 50%.

Phasing

Indicates the number of phases for which the reserve analysis was prepared and the total number of phases expected at build-out (i.e. Phase 4 of 7). In phased developments, the first number represents the number of phases, and corresponding common area components, that existed as of a certain point in time. The second number represents the number of phases that are expected to exist at build-out.

Placed-In-Service Date

The date (month and year) that the reserve component was originally put into service or last replaced.

Remaining Life

The length of time, in years, until a reserve component is scheduled to be replaced.

Remaining Life Adjustment

The length of time, in years, that a reserve component is expected to last in excess (or deficiency) of its useful life for the current cycle of replacement.

If the current cycle of replacement for a reserve component is expected to be greater than or less than the "normal" life expectancy, the reserve component's life should be adjusted using a remaining life adjustment.

For example, if wood trim is painted normally on a 4 year cycle, the useful life should be 4 years. However, when it comes time to paint the wood trim and it is determined that it can be deferred for an additional year, the useful life should remain at 4 years and a remaining life adjustment of +1 year should be used.

Replacement Year

The fiscal year that a reserve component is scheduled to be replaced.

Reserve Components

Line items included in the reserve analysis.

Taxes on Investments Parameter

The rate used to offset the investment rate parameter in the calculation of the interest contribution. This parameter represents the marginal tax rate the association expects to pay on interest earned by the reserve funds and member contributions.

Preface

Total Contribution

The sum of the membership contribution and interest contribution.

Useful Life

The length of time, in years, that a reserve component is expected to last each time it is replaced. See also “remaining life adjustment.”

◆ ◆ ◆ ◆ LIMITATIONS OF RESERVE ANALYSIS ◆ ◆ ◆ ◆

This reserve analysis is intended as a tool for the association’s Board of Directors to be used in evaluating the association’s current physical and financial condition with regard to reserve components. The results of this reserve analysis represent the independent opinion of the preparer. There is no implied warranty or guarantee of this work product.

For the purposes of this reserve analysis, it has been assumed that all components have been installed properly, no construction defects exist and all components are operational. Additionally, it has been assumed that all components will be maintained properly in the future.

The representations set forth in this reserve analysis are based on the best information and estimates of the preparer as of the date of this analysis. These estimates are subject to change. This reserve analysis includes estimates of replacement costs and life expectancies as well as assumptions regarding future events. Some estimates are projections of future events based on information currently available and are not necessarily indicative of the actual future outcome. The longer the time period between the estimate and the estimated event, the more likely the possibility of error and/or discrepancy. For example, some assumptions inevitably will not materialize and unanticipated events and circumstances may occur subsequent to the preparation of this reserve analysis. Therefore, the actual replacement costs and remaining lives may vary from this reserve analysis and the variation may be significant. Additionally, inflation and other economic events may impact this reserve analysis, particularly over an extended period of time and those events could have a significant and negative impact on the accuracy of this reserve analysis and, further, the funds available to meet the association’s obligation for repair, replacement or other maintenance of major components during their estimated useful life. Furthermore, the occurrence of vandalism, severe weather conditions, earthquakes, floods, acts of nature or other unforeseen events cannot be predicted and/or accounted for and are excluded when assessing life expectancy, repair and/or replacement costs of the components.

Alamdea Park Condominium Association

Executive Summary

Directed Cash Flow Calculation Method

Client Information:

Account Number	2131
Version Number	005
Analysis Date	12/30/2020
Fiscal Year	1/1/2021 to 12/31/2021
Number of Units	136
Phasing	1 of 1

Global Parameters:

Inflation Rate	2.45 %
Annual Contribution Increase	2.00 %
Investment Rate	0.57 %
Taxes on Investments	0.00 %
Contingency	0.00 %

Community Profile:

This community was built in 1979. Refer to the Component Detail section of this report for the dates used to age each reserve component. The projected reserve balance calculation follows:

Reserve Balance as of 10/31/2020: \$461,447
 Remaining 2020 Contribution to Reserves: \$8,862 (\$4,430.91 x 2 months remaining)
 Remaining 2020 Reserve Expenses: \$0
 Projected 1/1/2021 Reserve Balance: \$470,309

The 2021 reserve contribution has been set at an amount equal to the 2021 budgeted reserve contribution. Our recommendations begin in 2022.

Completed Reports: 2004, 2006, 2011, 2015, 12/2020 (Updated with site visit)

Adequacy of Reserves as of January 1, 2021:

Anticipated Reserve Balance	\$470,309.00
Fully Funded Reserve Balance	\$768,596.54
Percent Funded	61.19%

Recommended Funding for the 2021 Fiscal Year:	Annual	Monthly	Per Unit
			Per Month
Member Contribution	\$66,291	\$5,524.25	\$40.62
Interest Contribution	\$1,260	\$104.96	\$0.77
Total Contribution	\$67,551	\$5,629.21	\$41.39

Alamdea Park Condominium Association

Distribution of Current Reserve Funds

Sorted by Remaining Life

	Remaining Life	Fully Funded Balance	Assigned Reserves
Asphalt: Remove & Repave	0	\$178,227.50	\$178,227.50
Grounds: Irrigation Controllers	0	\$1,500.00	\$1,500.00
Paint: Buildings (Wood)	0	\$60,600.00	\$60,600.00
Paint: Carport Support Structures	0	\$19,040.00	\$19,040.00
Paint: Storage Sheds	0	\$12,000.00	\$12,000.00
Pool: Deck Resurface	0	\$6,600.00	\$6,600.00
Pool: Furniture (Refurbish Lounges)	0	\$800.00	\$800.00
Pool: Restroom	0	\$1,500.00	\$1,500.00
Asphalt: HA5 High Density Mineral Bond	1	\$0.00	\$0.00
Pool: Filters	2	\$2,400.00	\$2,400.00
Pool: Pumps & Motors	2	\$1,320.00	\$1,320.00
Storage Sheds: Doors	2	\$29,466.67	\$29,466.67
Paint: Perimeter Walls, All Wrought Iron	4	\$2,343.33	\$2,343.33
Pool: Rekey Building & Gates	4	\$1,166.10	\$1,166.10
Walls: Common Areas (Repair)	4	\$1,038.00	\$1,038.00
Fencing: Wrought Iron (Pool)	6	\$10,184.00	\$10,184.00
Paint: Buildings (Block Sides)	6	\$24,771.43	\$24,771.43
Grounds: Mailboxes (Pedestal)	7	\$10,530.00	\$10,530.00
Gate: Chain Link (RV Lot - 1979)	8	\$966.00	\$966.00
Pool: Deck Recoat	8	\$0.00	\$0.00
Storage Sheds: Rehabilitation	8	\$16,320.00	\$16,320.00
Pool: Drinking Fountain	9	\$500.00	\$500.00
Pool: Resurface (Pebble)	14	\$8,969.19	\$8,969.19
Roofs: Asphalt Shingle	15	\$367,810.56	\$80,066.78
Grounds: Building Numbers	16	\$400.00	\$0.00
Grounds: Monument Sign Letters	16	\$540.00	\$0.00
Fencing: Wrought Iron (East Perimeter)	27	\$6,776.25	\$0.00
Fencing: Wrought Iron (West Perimeter)	30	\$1,372.50	\$0.00
Gate: Wrought Iron (RV Lot)	33	\$1,156.00	\$0.00

Alamdea Park Condominium Association

Distribution of Current Reserve Funds

Sorted by Remaining Life

	Remaining Life	Fully Funded Balance	Assigned Reserves
Gate: Chain Link (RV Lot - 2008)	37	\$299.00	\$0.00
Asphalt: RV Lot (Unfunded)	n.a.	\$0.00	\$0.00
Grounds: Concrete Components (Unfunded)	n.a.	\$0.00	\$0.00
Grounds: Granite Replenishment (Unfunded)	n.a.	\$0.00	\$0.00
Grounds: Irrigation System (Unfunded)	n.a.	\$0.00	\$0.00
Grounds: Tree Trimming (Unfunded)	n.a.	\$0.00	\$0.00
Lighting (Unfunded)	n.a.	\$0.00	\$0.00
Roofs: Metal, Carports (Unfunded)	n.a.	\$0.00	\$0.00
Contingency	n.a.	\$0.00	\$0.00
Total	0-37	\$768,596.54	\$470,309.00
Percent Funded			61.19%

Alamdea Park Condominium Association

Calculation of Percent Funded

Sorted by Category

	Remaining Life	Useful Life	Current Cost	Fully Funded Balance
<u>010 Asphalt</u>				
Asphalt: HA5 High Density Mineral Bond	1	1	\$16,202.50	\$0.00
Asphalt: Remove & Repave	0	42	\$178,227.50	\$178,227.50
Asphalt: RV Lot (Unfunded)	n.a.	n.a.	\$0.00	\$0.00
Sub Total	0-1	1-42	\$194,430.00	\$178,227.50
<u>020 Roofs</u>				
Roofs: Asphalt Shingle	15	30	\$746,130.00	\$367,810.56
Roofs: Metal, Carports (Unfunded)	n.a.	n.a.	\$0.00	\$0.00
Sub Total	15	30	\$746,130.00	\$367,810.56
<u>025 Storage Sheds</u>				
Storage Sheds: Doors	2	15	\$34,000.00	\$29,466.67
Storage Sheds: Rehabilitation	8	25	\$24,000.00	\$16,320.00
Sub Total	2-8	15-25	\$58,000.00	\$45,786.67
<u>030 Painting</u>				
Paint: Buildings (Block Sides)	6	12	\$51,000.00	\$24,771.43
Paint: Buildings (Wood)	0	6	\$60,600.00	\$60,600.00
Paint: Carport Support Structures	0	8	\$19,040.00	\$19,040.00
Paint: Perimeter Walls, All Wrought Iron	4	6	\$7,030.00	\$2,343.33
Paint: Storage Sheds	0	6	\$12,000.00	\$12,000.00
Sub Total	0-6	6-12	\$149,670.00	\$118,754.76
<u>040 Fencing/Walls</u>				
Fencing: Wrought Iron (East Perimeter)	27	40	\$20,850.00	\$6,776.25
Fencing: Wrought Iron (Pool)	6	25	\$13,400.00	\$10,184.00
Fencing: Wrought Iron (West Perimeter)	30	40	\$5,490.00	\$1,372.50
Gate: Chain Link (RV Lot - 1979)	8	50	\$1,150.00	\$966.00
Gate: Chain Link (RV Lot - 2008)	37	50	\$1,150.00	\$299.00
Gate: Wrought Iron (RV Lot)	33	50	\$3,400.00	\$1,156.00
Walls: Common Areas (Repair)	4	6	\$3,114.00	\$1,038.00
Sub Total	4-37	6-50	\$48,554.00	\$21,791.75
<u>050 Lighting</u>				
Lighting (Unfunded)	n.a.	n.a.	\$0.00	\$0.00
Sub Total	n.a.	n.a.	\$0.00	\$0.00
<u>060 Pool</u>				
Pool: Deck Recoat	8	8	\$2,475.00	\$0.00

Alamdea Park Condominium Association

Calculation of Percent Funded

Sorted by Category

	Remaining Life	Useful Life	Current Cost	Fully Funded Balance
Pool: Deck Resurface	0	16	\$6,600.00	\$6,600.00
Pool: Drinking Fountain	9	15	\$1,250.00	\$500.00
Pool: Filters	2	18	\$2,700.00	\$2,400.00
Pool: Furniture (Refurbish Lounges)	0	3	\$800.00	\$800.00
Pool: Pumps & Motors	2	5	\$2,200.00	\$1,320.00
Pool: Rekey Building & Gates	4	15	\$1,600.00	\$1,166.10
Pool: Restroom	0	15	\$1,500.00	\$1,500.00
Pool: Resurface (Pebble)	14	25	\$20,650.00	\$8,969.19
Sub Total	0-14	3-25	\$39,775.00	\$23,255.29
<u>100 Grounds</u>				
Grounds: Building Numbers	16	20	\$2,000.00	\$400.00
Grounds: Concrete Components (Unfunded)	n.a.	n.a.	\$0.00	\$0.00
Grounds: Granite Replenishment (Unfunded)	n.a.	n.a.	\$0.00	\$0.00
Grounds: Irrigation Controllers	0	3	\$1,500.00	\$1,500.00
Grounds: Irrigation System (Unfunded)	n.a.	n.a.	\$0.00	\$0.00
Grounds: Mailboxes (Pedestal)	7	20	\$16,200.00	\$10,530.00
Grounds: Monument Sign Letters	16	25	\$1,500.00	\$540.00
Grounds: Tree Trimming (Unfunded)	n.a.	n.a.	\$0.00	\$0.00
Sub Total	0-16	3-25	\$21,200.00	\$12,970.00
Contingency	n.a.	n.a.	n.a.	\$0.00
Total	0-37	1-50	\$1,257,759.00	\$768,596.54
Anticipated Reserve Balance				\$470,309.00
Percent Funded				61.19%

Alamdea Park Condominium Association

Projections

Directed Cash Flow Calculation Method

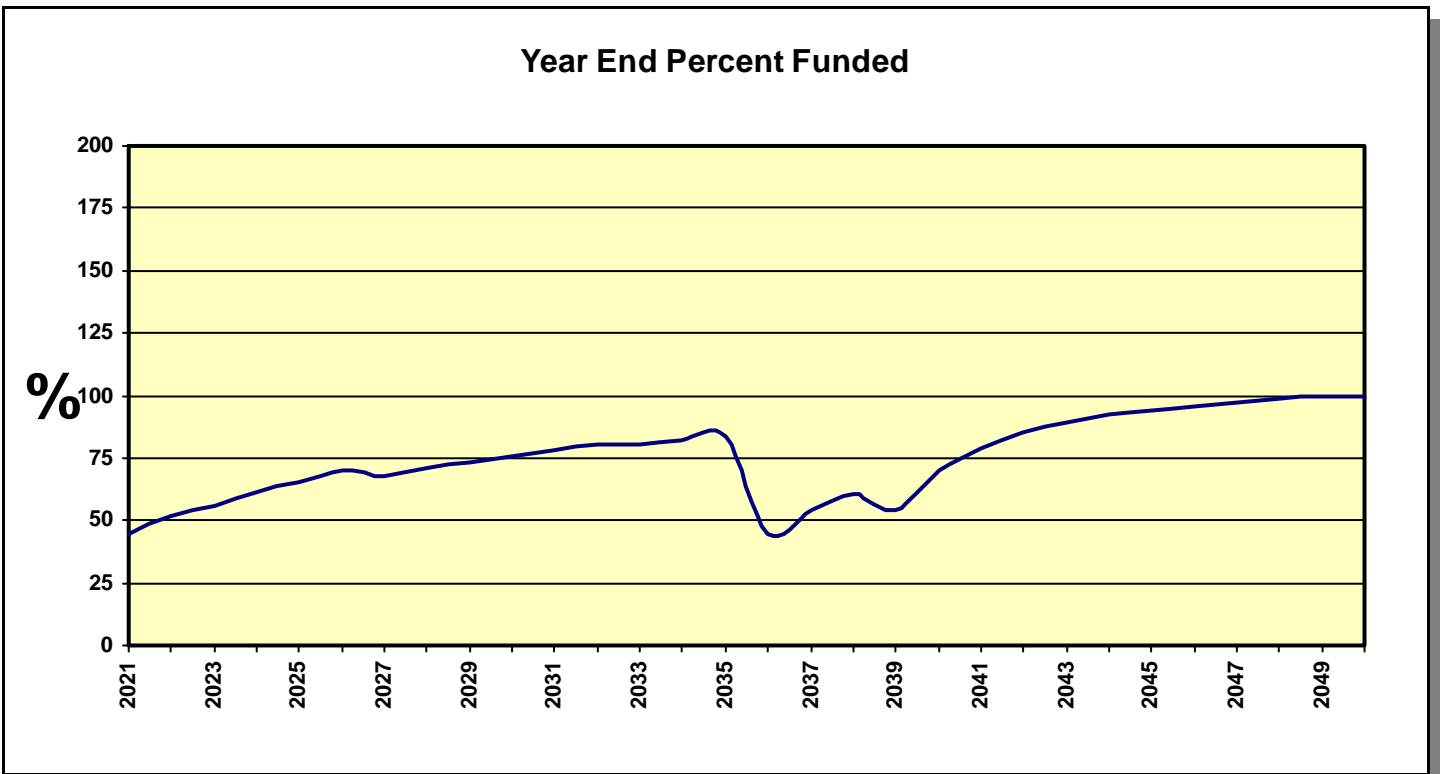
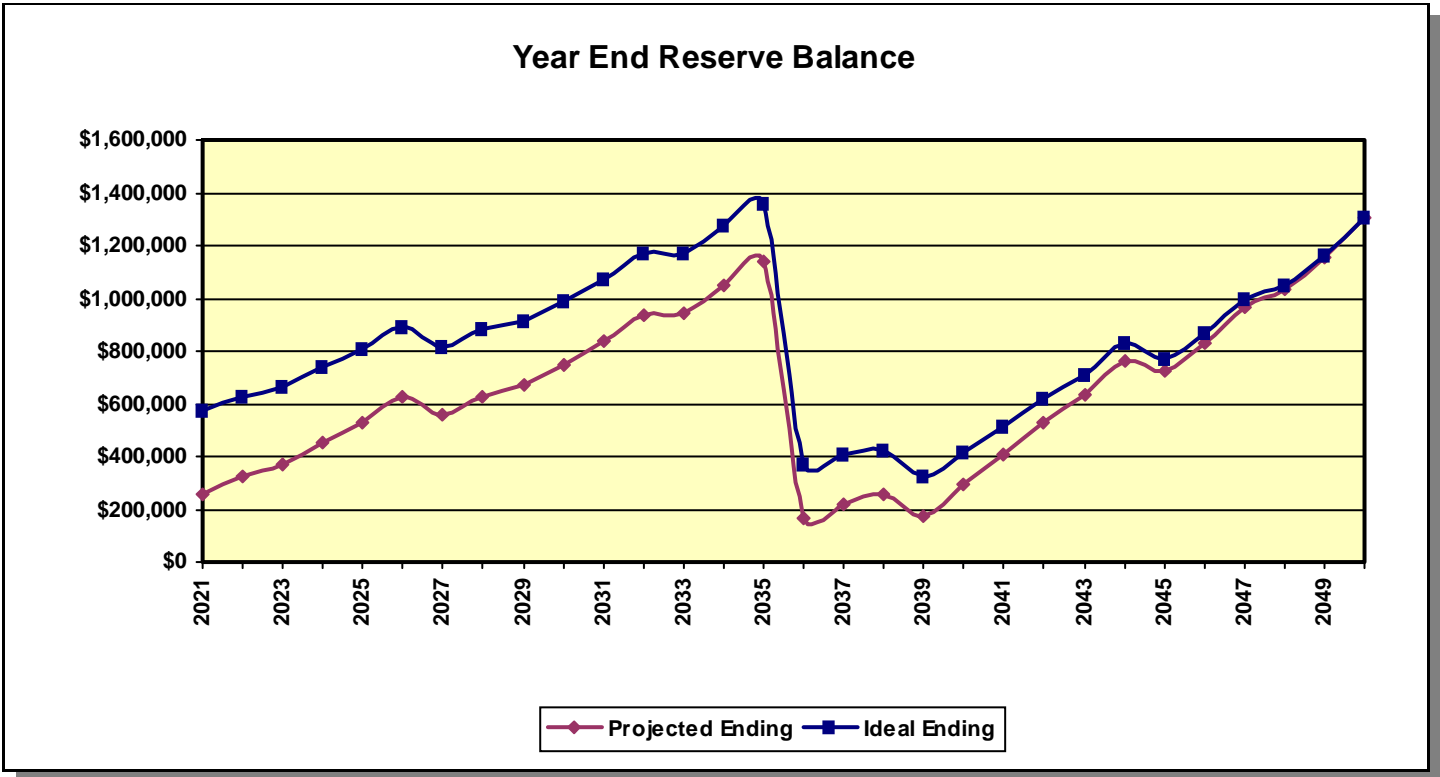
Fiscal Year	Beginning Balance	Member Contribution	Interest Contribution	Expenditures	Ending Balance	Fully Funded Ending Balance	Percent Funded
2021	\$470,309	\$66,291	\$1,260	\$280,268	\$257,592	\$572,700	45%
2022	\$257,592	\$81,916	\$1,592	\$16,599	\$324,500	\$629,026	52%
2023	\$324,500	\$83,555	\$1,840	\$40,829	\$369,065	\$663,361	56%
2024	\$369,065	\$85,226	\$2,318	\$2,473	\$454,136	\$739,322	61%
2025	\$454,136	\$86,930	\$2,749	\$12,938	\$530,877	\$807,946	66%
2026	\$530,877	\$88,669	\$3,266	\$0	\$622,811	\$893,068	70%
2027	\$622,811	\$90,442	\$2,875	\$161,073	\$555,056	\$816,713	68%
2028	\$555,056	\$92,251	\$3,289	\$21,797	\$628,799	\$882,811	71%
2029	\$628,799	\$94,096	\$3,516	\$56,635	\$669,775	\$916,322	73%
2030	\$669,775	\$95,978	\$3,938	\$24,560	\$745,132	\$985,227	76%
2031	\$745,132	\$97,897	\$4,441	\$12,922	\$834,548	\$1,069,498	78%
2032	\$834,548	\$99,855	\$5,031	\$0	\$939,434	\$1,170,869	80%
2033	\$939,434	\$101,852	\$5,046	\$103,086	\$943,247	\$1,170,955	81%
2034	\$943,247	\$103,890	\$5,662	\$0	\$1,052,799	\$1,278,541	82%
2035	\$1,052,799	\$105,967	\$6,128	\$28,979	\$1,135,915	\$1,360,995	83%
2036	\$1,135,915	\$108,087	\$613	\$1,078,202	\$166,412	\$372,003	45%
2037	\$166,412	\$110,248	\$909	\$57,864	\$219,706	\$406,135	54%
2038	\$219,706	\$112,453	\$1,098	\$79,078	\$254,179	\$421,433	60%
2039	\$254,179	\$114,702	\$640	\$194,644	\$174,878	\$320,825	55%
2040	\$174,878	\$116,997	\$1,291	\$2,534	\$290,631	\$416,737	70%
2041	\$290,631	\$119,336	\$1,948	\$4,381	\$407,535	\$515,326	79%
2042	\$407,535	\$121,723	\$2,626	\$3,824	\$528,060	\$619,178	85%
2043	\$528,060	\$124,158	\$3,223	\$21,024	\$634,416	\$710,284	89%
2044	\$634,416	\$126,641	\$3,957	\$0	\$765,014	\$827,548	92%
2045	\$765,014	\$129,174	\$3,712	\$174,593	\$723,307	\$771,262	94%
2046	\$723,307	\$131,757	\$4,309	\$29,674	\$829,698	\$864,573	96%
2047	\$829,698	\$134,392	\$5,093	\$0	\$969,184	\$993,139	98%
2048	\$969,184	\$137,080	\$5,441	\$79,872	\$1,031,833	\$1,045,657	99%
2049	\$1,031,833	\$139,822	\$6,149	\$19,978	\$1,157,826	\$1,163,519	100%
2050	\$1,157,826	\$142,618	\$6,990	\$0	\$1,307,434	\$1,307,497	100%

NOTE: In some cases, the projected Ending Balance may exceed the Fully Funded Ending Balance in years following high Expenditures. This is a result of the provision for contingency in this analysis, which in these projections is never expended. The contingency is continually adjusted according to need and any excess is redistributed among all components included.

Alamdea Park Condominium Association

Projection Charts

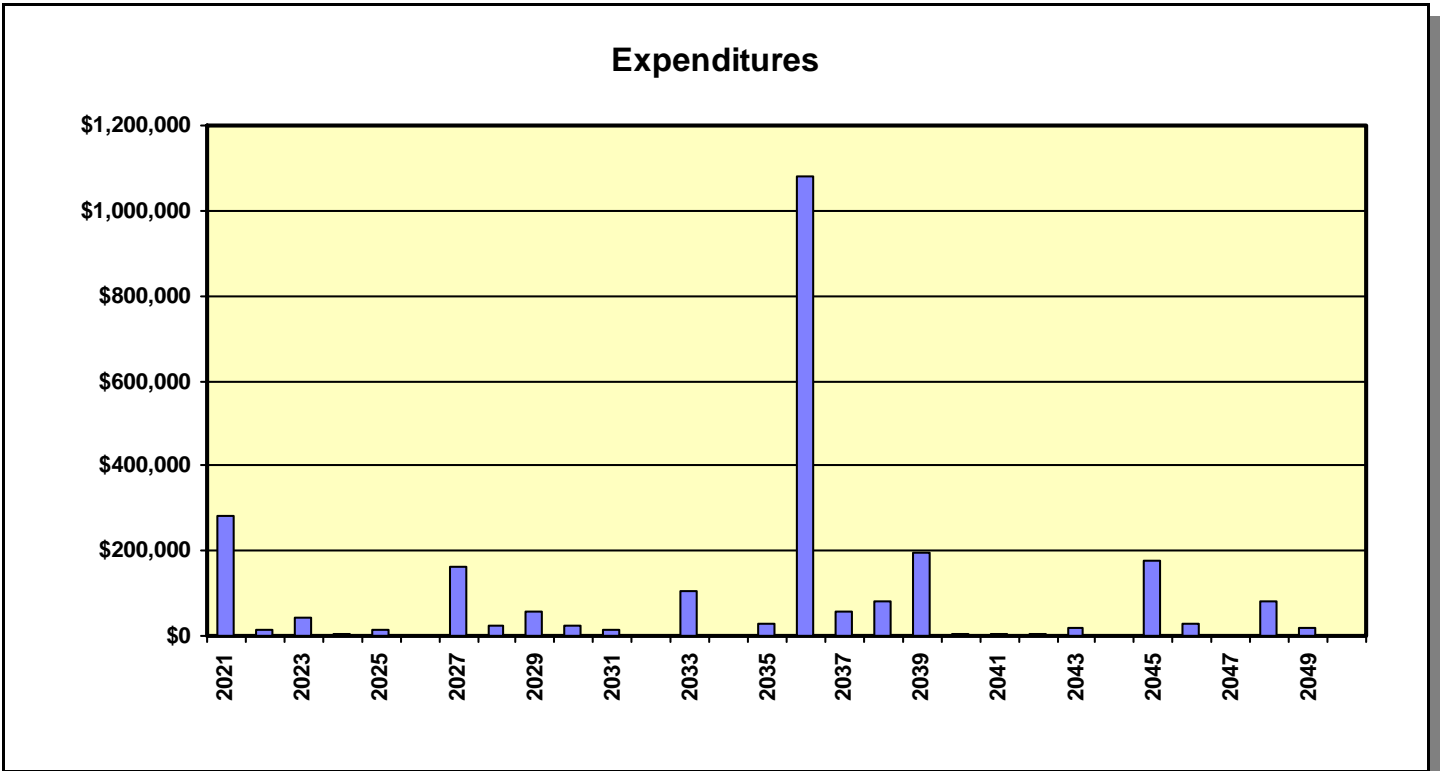
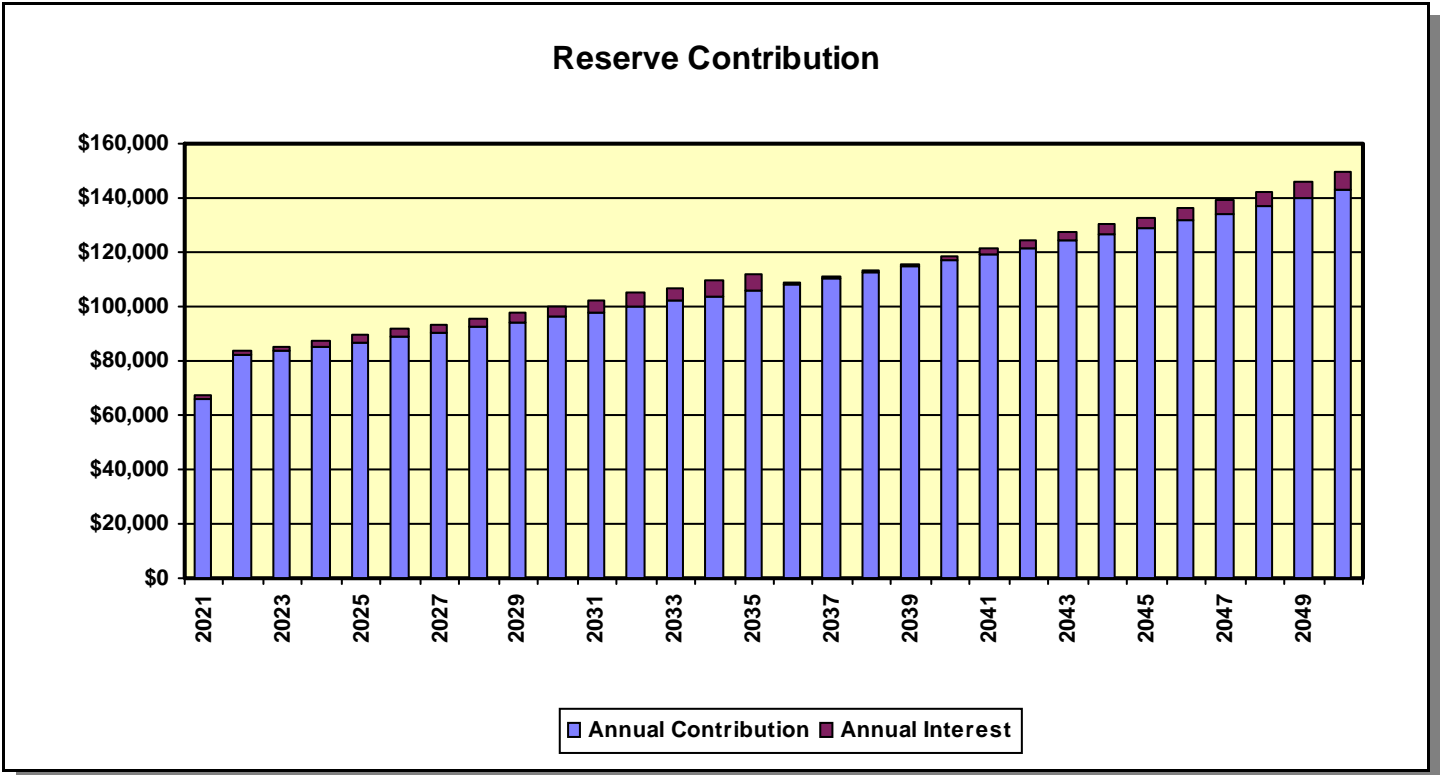
Directed Cash Flow Calculation Method



Alamdea Park Condominium Association

Projection Charts

Directed Cash Flow Calculation Method



Alamdea Park Condominium Association

Annual Expenditure Detail

Sorted by Description

2021 Fiscal Year

Asphalt: Remove & Repave	\$178,227.50
Grounds: Irrigation Controllers	\$1,500.00
Paint: Buildings (Wood)	\$60,600.00
Paint: Carport Support Structures	\$19,040.00
Paint: Storage Sheds	\$12,000.00
Pool: Deck Resurface	\$6,600.00
Pool: Furniture (Refurbish Lounges)	\$800.00
Pool: Restroom	\$1,500.00

Sub Total

\$280,267.50

2022 Fiscal Year

Asphalt: HA5 High Density Mineral Bond	\$16,599.46
--	-------------

Sub Total

\$16,599.46

2023 Fiscal Year

Pool: Filters	\$2,833.92
Pool: Pumps & Motors	\$2,309.12
Storage Sheds: Doors	\$35,686.41

Sub Total

\$40,829.45

2024 Fiscal Year

Grounds: Irrigation Controllers	\$1,612.97
Pool: Furniture (Refurbish Lounges)	\$860.25

Sub Total

\$2,473.23

2025 Fiscal Year

Paint: Perimeter Walls, All Wrought Iron	\$7,744.67
Pool: Rekey Building & Gates	\$1,762.66
Walls: Common Areas (Repair)	\$3,430.57

Sub Total

\$12,937.90

2027 Fiscal Year

Fencing: Wrought Iron (Pool)	\$15,494.46
Grounds: Irrigation Controllers	\$1,734.46
Paint: Buildings (Block Sides)	\$58,971.47
Paint: Buildings (Wood)	\$70,071.98
Paint: Storage Sheds	\$13,875.64
Pool: Furniture (Refurbish Lounges)	\$925.04

Sub Total

\$161,073.05

Alamdea Park Condominium Association

Annual Expenditure Detail

Sorted by Description

2028 Fiscal Year

Grounds: Mailboxes (Pedestal)	\$19,191.05
Pool: Pumps & Motors	\$2,606.19

Sub Total \$21,797.24

2029 Fiscal Year

Gate: Chain Link (RV Lot - 1979)	\$1,395.70
Paint: Carport Support Structures	\$23,108.02
Pool: Deck Recoat	\$3,003.80
Storage Sheds: Rehabilitation	\$29,127.75

Sub Total \$56,635.27

2030 Fiscal Year

Asphalt: HA5 High Density Mineral Bond	\$20,146.04
Grounds: Irrigation Controllers	\$1,865.09
Pool: Drinking Fountain	\$1,554.24
Pool: Furniture (Refurbish Lounges)	\$994.71

Sub Total \$24,560.08

2031 Fiscal Year

Paint: Perimeter Walls, All Wrought Iron	\$8,955.19
Walls: Common Areas (Repair)	\$3,966.78

Sub Total \$12,921.97

2033 Fiscal Year

Grounds: Irrigation Controllers	\$2,005.56
Paint: Buildings (Wood)	\$81,024.47
Paint: Storage Sheds	\$16,044.45
Pool: Furniture (Refurbish Lounges)	\$1,069.63
Pool: Pumps & Motors	\$2,941.48

Sub Total \$103,085.58

2035 Fiscal Year

Pool: Resurface (Pebble)	\$28,979.28
--------------------------	-------------

Sub Total \$28,979.28

2036 Fiscal Year

Grounds: Irrigation Controllers	\$2,156.61
Pool: Furniture (Refurbish Lounges)	\$1,150.19
Pool: Restroom	\$2,156.61
Roofs: Asphalt Shingle	\$1,072,738.69

Alamdea Park Condominium Association

Annual Expenditure Detail

Sorted by Description

Sub Total	\$1,078,202.09
2037 Fiscal Year	
Grounds: Building Numbers	\$2,945.92
Grounds: Monument Sign Letters	\$2,209.44
Paint: Carport Support Structures	\$28,045.19
Paint: Perimeter Walls, All Wrought Iron	\$10,354.92
Pool: Deck Resurface	\$9,721.55
Walls: Common Areas (Repair)	\$4,586.80
Sub Total	\$57,863.82
2038 Fiscal Year	
Asphalt: HA5 High Density Mineral Bond	\$24,450.37
Pool: Pumps & Motors	\$3,319.91
Storage Sheds: Doors	\$51,307.67
Sub Total	\$79,077.94
2039 Fiscal Year	
Grounds: Irrigation Controllers	\$2,319.03
Paint: Buildings (Block Sides)	\$78,847.06
Paint: Buildings (Wood)	\$93,688.86
Paint: Storage Sheds	\$18,552.25
Pool: Furniture (Refurbish Lounges)	\$1,236.82
Sub Total	\$194,644.02
2040 Fiscal Year	
Pool: Rekey Building & Gates	\$2,534.24
Sub Total	\$2,534.24
2041 Fiscal Year	
Pool: Filters	\$4,381.30
Sub Total	\$4,381.30
2042 Fiscal Year	
Grounds: Irrigation Controllers	\$2,493.69
Pool: Furniture (Refurbish Lounges)	\$1,329.97
Sub Total	\$3,823.66
2043 Fiscal Year	
Paint: Perimeter Walls, All Wrought Iron	\$11,973.43
Pool: Pumps & Motors	\$3,747.02

Alamdea Park Condominium Association

Annual Expenditure Detail

Sorted by Description

Walls: Common Areas (Repair)	\$5,303.73
Sub Total	\$21,024.18
2045 Fiscal Year	
Grounds: Irrigation Controllers	\$2,681.50
Paint: Buildings (Wood)	\$108,332.74
Paint: Carport Support Structures	\$34,037.22
Paint: Storage Sheds	\$21,452.03
Pool: Deck Recoat	\$4,424.48
Pool: Drinking Fountain	\$2,234.59
Pool: Furniture (Refurbish Lounges)	\$1,430.14
Sub Total	\$174,592.69
2046 Fiscal Year	
Asphalt: HA5 High Density Mineral Bond	\$29,674.34
Sub Total	\$29,674.34
2048 Fiscal Year	
Fencing: Wrought Iron (East Perimeter)	\$40,080.12
Grounds: Irrigation Controllers	\$2,883.46
Grounds: Mailboxes (Pedestal)	\$31,141.39
Pool: Furniture (Refurbish Lounges)	\$1,537.85
Pool: Pumps & Motors	\$4,229.08
Sub Total	\$79,871.90
2049 Fiscal Year	
Paint: Perimeter Walls, All Wrought Iron	\$13,844.91
Walls: Common Areas (Repair)	\$6,132.73
Sub Total	\$19,977.64

Alamdea Park Condominium Association

Component Detail

Directed Cash Flow Calculation Method; Sorted by Category

Asphalt: HA5 High Density Mineral Bond

Category	010 Asphalt	Quantity	64,810 sq. ft.
		Unit Cost	\$0.250
		% of Replacement	100.00%
		Current Cost	\$16,202.50
		Future Cost	\$16,599.46
Placed In Service	01/21		
Useful Life	8		
Adjustment	-7	Assigned Reserves at FYB	\$0.00
Remaining Life	1	Monthly Member Contribution	\$864.16
Replacement Year	2022	Monthly Interest Contribution	\$3.34
		Total Monthly Contribution	\$867.50

Comments:



This component budgets for the application of an HA5, High Density Mineral Bond on an eight (8) year cycle, starting in 2022, and assumes that the asphalt parking spaces have been removed and repaved in 2021.

HA5 was designed to limit oxidative damage from moisture and from UV rays which are intense in Arizona. HA5 provides a durable surface that reduces the frequency of "coating", preserves the underlying asphalt, and can significantly extend the timeframe before the major asphalt project may be needed or even eliminate the major resurface project (overlay or R & R).

This product is sold in Arizona solely by Holbrook Asphalt.

IF THE BOARD WOULD PREFER TO MAINTAIN THE ASPHALT ASSUMING A FOUR (4) YEAR SEAL COAT, CRACK SEAL AND REMOVAL & REPAVING PLAN, WE WILL MAKE THE NECESSARY ADJUSTMENTS AT THEIR DIRECTION AND REQUEST.

Alamdea Park Condominium Association

Component Detail

Directed Cash Flow Calculation Method; Sorted by Category

Asphalt: Remove & Repave		One Time Replacement	
Category	010 Asphalt	Quantity	64,810 sq. ft.
		Unit Cost	\$2.750
		% of Replacement	100.00%
		Current Cost	\$178,227.50
Placed In Service	01/79	Future Cost	\$0.00
Useful Life	42		
		Assigned Reserves at FYB	\$178,227.50
Remaining Life	0	Monthly Member Contribution	\$0.00
Replacement Year	2021	Monthly Interest Contribution	\$0.00
		Total Monthly Contribution	\$0.00

Comments:



We were previously advised that the Association is only responsible for maintaining the parking spaces. These parking spaces are in poor condition overall and need to be addressed ASAP. Due to the fact that the Association appears to have done little to no maintenance on these parking spaces, we are now budgeting to remove and repave these areas.

We are budgeting to remove and repave the parking spaces in 2021 and then apply HA5 High Density Mineral Bond in 2022 and then every eight (8) years thereafter. If HA5 is used, the Association should not need to replace the asphalt again.

The alley drives are owned and maintained by the City of Tempe and are also in poor condition, and should be addressed by the City of Tempe and in our opinion should be removed and repaved, or at a minimum repaired and slurry sealed.

Alamdea Park Condominium Association

Component Detail

Directed Cash Flow Calculation Method; Sorted by Category

Asphalt: RV Lot (Unfunded)

Category	010 Asphalt	Quantity	1 comment
		Unit Cost	\$0.00
		% of Replacement	0.00%
		Current Cost	\$0.00
Placed In Service	01/79	Future Cost	\$0.00
Useful Life	n.a.		
		Assigned Reserves at FYB	\$0.00
Remaining Life	n.a.	Monthly Member Contribution	\$0.00
Replacement Year	n.a.	Monthly Interest Contribution	\$0.00
		Total Monthly Contribution	\$0.00

Comments:



The RV Lot asphalt measures 14,700 sq. ft. and has not been maintained for many years and has not been budgeted for maintenance in the reserve study for some time. It is in poor condition but is serving its purpose and will continue to do so, even when it deteriorates to the point of being dirt. That being said, if the Board would like us to include budgeting to remove and repave or chip seal this lot, we will do so upon request in a revision or future update of this report.

Alamdea Park Condominium Association

Component Detail

Directed Cash Flow Calculation Method; Sorted by Category

Roofs: Asphalt Shingle

Category	020 Roofs	Quantity	213,180 sq. ft.
		Unit Cost	\$3.500
		% of Replacement	100.00%
		Current Cost	\$746,130.00
Placed In Service	06/06	Future Cost	\$1,072,738.69
Useful Life	30		
		Assigned Reserves at FYB	\$80,066.78
Remaining Life	15	Monthly Member Contribution	\$2,855.93
Replacement Year	2036	Monthly Interest Contribution	\$46.26
		Total Monthly Contribution	\$2,902.19

Comments:



This component budgets to replace the asphalt shingle roofs atop the condominiums buildings. \$615,000 was spent in 6/2006 to remove and replace the wood shake roofs with 30-year laminated fiberglass shingles (cost also included new 1/2" OSB, 2" galvanized metal drip edges around the perimeter of the roofs and two (2) layers of 30# felt underlayment.

Alamdea Park Condominium Association

Component Detail

Directed Cash Flow Calculation Method; Sorted by Category

Roofs: Metal, Carports (Unfunded)

Category	020 Roofs	Quantity	1 comment
		Unit Cost	\$0.00
		% of Replacement	0.00%
		Current Cost	\$0.00
Placed In Service	01/79	Future Cost	\$0.00
Useful Life	n.a.		
		Assigned Reserves at FYB	\$0.00
Remaining Life	n.a.	Monthly Member Contribution	\$0.00
Replacement Year	n.a.	Monthly Interest Contribution	\$0.00
		Total Monthly Contribution	\$0.00

Comments:



We are not budgeting to replace the corrugated metal carport roofs because they have an extremely long useful life. However, the condition of the roofs should be monitored over time, and if future replacements are anticipated we will include them in a future update of this report. Should the client desire to have budgeting for replacement of these roofs included in this report, we will revise the report upon the client's request.

Any minor repairs should be handled on an as needed basis, and the expense paid for out of the annual operating budget, the operating contingency, or the reserve contingency.

Alamdea Park Condominium Association

Component Detail

Directed Cash Flow Calculation Method; Sorted by Category

Storage Sheds: Doors

Category	025 Storage Sheds	Quantity	136 doors
		Unit Cost	\$250.000
		% of Replacement	100.00%
		Current Cost	\$34,000.00
Placed In Service	01/08	Future Cost	\$35,686.41
Useful Life	15		
		Assigned Reserves at FYB	\$29,466.67
Remaining Life	2	Monthly Member Contribution	\$151.16
Replacement Year	2023	Monthly Interest Contribution	\$13.55
		Total Monthly Contribution	\$164.71

Comments:



There are 136 storage shed doors replaced between 2007 and 2009. We have used an average placed in service date of 2008 for budgeting purposes.

Alamdea Park Condominium Association

Component Detail

Directed Cash Flow Calculation Method; Sorted by Category

Storage Sheds: Rehabilitation

Category	025 Storage Sheds	Quantity	1 total
		Unit Cost	\$24,000.00
		% of Replacement	100.00%
		Current Cost	\$24,000.00
Placed In Service	01/04	Future Cost	\$29,127.75
Useful Life	25		
		Assigned Reserves at FYB	\$16,320.00
Remaining Life	8	Monthly Member Contribution	\$71.66
Replacement Year	2029	Monthly Interest Contribution	\$7.46
		Total Monthly Contribution	\$79.12

Comments:



The storage sheds were rehabilitated in 2004 at a cost of \$12,432.22 by Total Solutions Remodeling. This component will accumulate \$25,000 every 25 years for future rehabilitation of the storage sheds. Scope of work is not specifically defined.

Alamdea Park Condominium Association

Component Detail

Directed Cash Flow Calculation Method; Sorted by Category

Paint: Buildings (Block Sides)

Category	030 Painting	Quantity	34 buildings
		Unit Cost	\$1,500.00
		% of Replacement	100.00%
		Current Cost	\$51,000.00
Placed In Service	05/15	Future Cost	\$58,971.47
Useful Life	12		
		Assigned Reserves at FYB	\$24,771.43
Remaining Life	6	Monthly Member Contribution	\$271.32
Replacement Year	2027	Monthly Interest Contribution	\$11.95
		Total Monthly Contribution	\$283.27

Comments:



This is an estimate for painting the block sides of each of the 34 buildings every 12 years. The condition of the sides of buildings varied depending on whether the building is hit by sprinkler water or not. We have not been provided any historical building painting information so we have estimated that the buildings were painted in 2016.

Alamdea Park Condominium Association

Component Detail

Directed Cash Flow Calculation Method; Sorted by Category

Paint: Buildings (Wood)

Category	030 Painting	Quantity	1 total
		Unit Cost	\$60,600.00
		% of Replacement	100.00%
		Current Cost	\$60,600.00
Placed In Service	05/15	Future Cost	\$70,071.98
Useful Life	6		
		Assigned Reserves at FYB	\$60,600.00
Remaining Life	0	Monthly Member Contribution	\$570.27
Replacement Year	2021	Monthly Interest Contribution	\$2.20
		Total Monthly Contribution	\$572.47

Comments:



DR Paint completed a project in 5/2015 to paint the wood portions (wood walls, eaves, bables and fascia) of the 34 buildings for \$53,694. Based on condition, we are budgeting to paint these areas every six (6) years.

Alamdea Park Condominium Association

Component Detail

Directed Cash Flow Calculation Method; Sorted by Category

Paint: Carport Support Structures

Category	030 Painting	Quantity	272 spaces
		Unit Cost	\$70.000
		% of Replacement	100.00%
		Current Cost	\$19,040.00
Placed In Service	01/12	Future Cost	\$23,108.02
Useful Life	8		
		Assigned Reserves at FYB	\$19,040.00
Remaining Life	0	Monthly Member Contribution	\$137.46
Replacement Year	2021	Monthly Interest Contribution	\$0.53
		Total Monthly Contribution	\$137.99

Comments:



This is an estimate for painting the carport support beams and poles.

Alamdea Park Condominium Association

Component Detail

Directed Cash Flow Calculation Method; Sorted by Category

Paint: Perimeter Walls, All Wrought Iron

Category	030 Painting	Quantity	1 total
		Unit Cost	\$7,030.000
		% of Replacement	100.00%
		Current Cost	\$7,030.00
		Future Cost	\$7,744.67
Placed In Service	01/19		
Useful Life	6		
		Assigned Reserves at FYB	\$2,343.33
Remaining Life	4	Monthly Member Contribution	\$66.97
Replacement Year	2025	Monthly Interest Contribution	\$1.29
		Total Monthly Contribution	\$68.27

Comments:



DR Paint completed a project to paint the following walls and wrought iron in late 2018 for \$6,700:

- pool wrought iron fencing and gates
- stucco walls and wrought iron on Mill Avenue
- stucco walls and wrought iron on Dromedary Drive

DR Paint provided a six (6) year warranty on stucco and wrought iron paint.

Alamdea Park Condominium Association
Component Detail
Directed Cash Flow Calculation Method; Sorted by Category

Paint: Storage Sheds

Category	030 Painting	Quantity	1 total
		Unit Cost	\$12,000.00
		% of Replacement	100.00%
		Current Cost	\$12,000.00
Placed In Service	01/15	Future Cost	\$13,875.64
Useful Life	6		
		Assigned Reserves at FYB	\$12,000.00
Remaining Life	0	Monthly Member Contribution	\$112.92
Replacement Year	2021	Monthly Interest Contribution	\$0.43
		Total Monthly Contribution	\$113.36

Comments:



This is an estimate for painting the storage sheds every six (6) years.

Alamdea Park Condominium Association

Component Detail

Directed Cash Flow Calculation Method; Sorted by Category

Fencing: Wrought Iron (East Perimeter)

Category	040 Fencing/Walls	Quantity	1 total
		Unit Cost	\$20,850.00
		% of Replacement	100.00%
		Current Cost	\$20,850.00
Placed In Service	01/08	Future Cost	\$40,080.12
Useful Life	40		
		Assigned Reserves at FYB	\$0.00
Remaining Life	27	Monthly Member Contribution	\$55.14
Replacement Year	2048	Monthly Interest Contribution	\$0.21
		Total Monthly Contribution	\$55.35

Comments:



695 LF of 2'0" fencing	@	\$30.00	=	\$20,850.00
		TOTAL	=	\$20,850.00

Alamdea Park Condominium Association

Component Detail

Directed Cash Flow Calculation Method; Sorted by Category

Fencing: Wrought Iron (Pool)

Category	040 Fencing/Walls	Quantity	1 total
		Unit Cost	\$13,400.00
		% of Replacement	100.00%
		Current Cost	\$13,400.00
		Future Cost	\$15,494.46
Placed In Service	01/02		
Useful Life	25		
		Assigned Reserves at FYB	\$10,184.00
Remaining Life	6	Monthly Member Contribution	\$40.34
Replacement Year	2027	Monthly Interest Contribution	\$4.64
		Total Monthly Contribution	\$44.97

Comments:



The pool wrought iron is in varying condition based on whether it is hit by sprinkler water or not. There is some base rail rusting but overall is in good condition. Some base rail repairs may be needed using funds from the annual operating budget.

95 LF of 2'0" fencing	@	\$30.00	=	\$2,850.00
6 LF of 5'0" fencing	@	\$40.00	=	\$240.00
198 LF of 6'0" fencing	@	\$45.00	=	\$8,910.00
1 4'8" x 3'3" gate	@	\$600.00	=	\$600.00
1 6'0" X 3'3" gate	@	\$800.00	=	\$800.00
		TOTAL	=	\$13,400.00

Alamdea Park Condominium Association

Component Detail

Directed Cash Flow Calculation Method; Sorted by Category

Fencing: Wrought Iron (West Perimeter)

Category	040 Fencing/Walls	Quantity	1 total
		Unit Cost	\$5,490.00
		% of Replacement	100.00%
		Current Cost	\$5,490.00
		Future Cost	\$11,348.31
Placed In Service	01/11		
Useful Life	40		
		Assigned Reserves at FYB	\$0.00
Remaining Life	30	Monthly Member Contribution	\$13.50
Replacement Year	2051	Monthly Interest Contribution	\$0.06
		Total Monthly Contribution	\$13.56

Comments:



183 LF of 2'0" fencing	@	\$30.00	=	\$5,490.00
		TOTAL	=	\$5,490.00

Alamdea Park Condominium Association

Component Detail

Directed Cash Flow Calculation Method; Sorted by Category

Gate: Chain Link (RV Lot - 1979)

Category	040 Fencing/Walls	Quantity	1 total
		Unit Cost	\$1,150.00
		% of Replacement	100.00%
		Current Cost	\$1,150.00
		Future Cost	\$1,395.70
Placed In Service	01/79		
Useful Life	50		
		Assigned Reserves at FYB	\$966.00
Remaining Life	8	Monthly Member Contribution	\$2.29
Replacement Year	2029	Monthly Interest Contribution	\$0.43
		Total Monthly Contribution	\$2.72

Comments:



1 6'0" x 7'9" vehicle gate	@	\$1,150.00	=	\$1,150.00
		TOTAL	=	\$1,150.00

This is an original gate.

Alamdea Park Condominium Association

Component Detail

Directed Cash Flow Calculation Method; Sorted by Category

Gate: Chain Link (RV Lot - 2008)

Category	040 Fencing/Walls	Quantity	1 total
		Unit Cost	\$1,150.00
		% of Replacement	100.00%
		Current Cost	\$1,150.00
		Future Cost	\$2,816.05
Placed In Service	01/08		
Useful Life	50		
		Assigned Reserves at FYB	\$0.00
Remaining Life	37	Monthly Member Contribution	\$2.48
Replacement Year	2058	Monthly Interest Contribution	\$0.01
		Total Monthly Contribution	\$2.48

Comments:



1	6'0" x 8'0" vehicle gate	@	\$1,150.00	=	\$1,150.00
			TOTAL	=	<u>\$1,150.00</u>

This gate was installed approximately 2008.

Alamdea Park Condominium Association

Component Detail

Directed Cash Flow Calculation Method; Sorted by Category

Gate: Wrought Iron (RV Lot)

Category	040 Fencing/Walls	Quantity	1 total
		Unit Cost	\$3,400.00
		% of Replacement	100.00%
		Current Cost	\$3,400.00
Placed In Service	01/04	Future Cost	\$7,557.42
Useful Life	50		
		Assigned Reserves at FYB	\$0.00
Remaining Life	33	Monthly Member Contribution	\$7.86
Replacement Year	2054	Monthly Interest Contribution	\$0.03
		Total Monthly Contribution	\$7.88

Comments:



1 5'8" x 15'0" vehicle gate	@	\$3,400.00	=	\$3,400.00
		TOTAL	=	\$3,400.00

Alamdea Park Condominium Association

Component Detail

Directed Cash Flow Calculation Method; Sorted by Category

Walls: Common Areas (Repair)

Category	040 Fencing/Walls	Quantity	20,760 sq. ft.
		Unit Cost	\$15.000
		% of Replacement	1.00%
		Current Cost	\$3,114.00
Placed In Service	01/19	Future Cost	\$3,430.57
Useful Life	6		
		Assigned Reserves at FYB	\$1,038.00
Remaining Life	4	Monthly Member Contribution	\$29.67
Replacement Year	2025	Monthly Interest Contribution	\$0.57
		Total Monthly Contribution	\$30.24

Comments:



This component will accumulate funds every six (6) years for the repair of a percentage of the common area walls, in conjunction with each paint cycle. The accumulate funds should be used as needed, and the percentage budgeted for repair/replacement should be adjusted over time as conditions dictate.

Alamdea Park Condominium Association

Component Detail

Directed Cash Flow Calculation Method; Sorted by Category

Lighting (Unfunded)

Category	050 Lighting	Quantity	1 comment
		Unit Cost	\$0.00
		% of Replacement	0.00%
		Current Cost	\$0.00
Placed In Service	01/79	Future Cost	\$0.00
Useful Life	n.a.		
		Assigned Reserves at FYB	\$0.00
Remaining Life	n.a.	Monthly Member Contribution	\$0.00
Replacement Year	n.a.	Monthly Interest Contribution	\$0.00
		Total Monthly Contribution	\$0.00

Comments:



We are not budgeting to replace any ground level landscape, monument or pathway lighting systems. Individual light fixtures are most often replaced as needed using operating funds due to frequent damage by pedestrians, landscape personnel, and/or weather conditions. Should complete replacement of the lighting system(s) be required, expert evaluation will be necessary to provide replacement cost information.

Alamdea Park Condominium Association

Component Detail

Directed Cash Flow Calculation Method; Sorted by Category

Pool: Deck Recoat

Category	060 Pool	Quantity	1,100 sq. ft.
		Unit Cost	\$2.250
		% of Replacement	100.00%
		Current Cost	\$2,475.00
		Future Cost	\$3,003.80
Placed In Service	01/21		
Useful Life	16		
Adjustment	-8	Assigned Reserves at FYB	\$0.00
Remaining Life	8	Monthly Member Contribution	\$17.87
Replacement Year	2029	Monthly Interest Contribution	\$0.06
		Total Monthly Contribution	\$17.93

Comments:



This component includes a provision to repair and recoat (repaint) the pool deck eight (8) years after each full resurface cycle.

Alamdea Park Condominium Association

Component Detail

Directed Cash Flow Calculation Method; Sorted by Category

Pool: Deck Resurface

Category	060 Pool	Quantity	1,100 sq. ft.
		Unit Cost	\$6.000
		% of Replacement	100.00%
		Current Cost	\$6,600.00
Placed In Service	01/05	Future Cost	\$9,721.55
Useful Life	16		
		Assigned Reserves at FYB	\$6,600.00
Remaining Life	0	Monthly Member Contribution	\$26.07
Replacement Year	2021	Monthly Interest Contribution	\$0.10
		Total Monthly Contribution	\$26.17

Comments:



This component includes a provision to resurface the pool deck (includes removal of the existing deck surface and application of new acrylic lace texture overlay).

Alamdea Park Condominium Association
Component Detail
 Directed Cash Flow Calculation Method; Sorted by Category

Pool: Drinking Fountain

Category	060 Pool	Quantity	1 fountain
		Unit Cost	\$1,250.00
		% of Replacement	100.00%
		Current Cost	\$1,250.00
Placed In Service	01/15	Future Cost	\$1,554.24
Useful Life	15		
		Assigned Reserves at FYB	\$500.00
Remaining Life	9	Monthly Member Contribution	\$5.37
Replacement Year	2030	Monthly Interest Contribution	\$0.24
		Total Monthly Contribution	\$5.61

Comments:



This is an Elkay, floor mounted drinking fountain.

Alamdea Park Condominium Association

Component Detail

Directed Cash Flow Calculation Method; Sorted by Category

Pool: Filters

Category	060 Pool	Quantity	1 total
		Unit Cost	\$2,700.00
		% of Replacement	100.00%
		Current Cost	\$2,700.00
Placed In Service	01/05	Future Cost	\$2,833.92
Useful Life	18		
		Assigned Reserves at FYB	\$2,400.00
Remaining Life	2	Monthly Member Contribution	\$10.44
Replacement Year	2023	Monthly Interest Contribution	\$1.10
		Total Monthly Contribution	\$11.54

Comments:



This component budgets to replace the two (2) pool filters:

- 1 - Hayward 3.1 sq. ft. sand filter
- 1 - Hayward 4.9 sq. ft. sand filter

Alamdea Park Condominium Association

Component Detail

Directed Cash Flow Calculation Method; Sorted by Category

Pool: Furniture (Refurbish Lounges)

Category	060 Pool	Quantity	1 total
		Unit Cost	\$800.00
		% of Replacement	100.00%
		Current Cost	\$800.00
Placed In Service	01/18	Future Cost	\$860.25
Useful Life	3		
		Assigned Reserves at FYB	\$800.00
Remaining Life	0	Monthly Member Contribution	\$14.55
Replacement Year	2021	Monthly Interest Contribution	\$0.06
		Total Monthly Contribution	\$14.61

Comments:



There are six (6) strapped chaise lounges. The lounge frames are in good shape but the straps need to be replaced now. This component budgets to refurbish these lounges every three (3) years.

Last refurbished in late 2017 by Nu Look Revinyling for \$725.

Alamdea Park Condominium Association

Component Detail

Directed Cash Flow Calculation Method; Sorted by Category

Pool: Pumps & Motors

Category	060 Pool	Quantity	2 pumps
		Unit Cost	\$1,100.00
		% of Replacement	100.00%
		Current Cost	\$2,200.00
Placed In Service	01/18	Future Cost	\$2,309.12
Useful Life	5		
		Assigned Reserves at FYB	\$1,320.00
Remaining Life	2	Monthly Member Contribution	\$25.03
Replacement Year	2023	Monthly Interest Contribution	\$0.67
		Total Monthly Contribution	\$25.71

Comments:



This component will accumulate funds for the major repair/replacement of pool pumps and motors.

Alamdea Park Condominium Association

Component Detail

Directed Cash Flow Calculation Method; Sorted by Category

Pool: Rekey Building & Gates

Category	060 Pool	Quantity	1 total
		Unit Cost	\$1,600.00
		% of Replacement	100.00%
		Current Cost	\$1,600.00
Placed In Service	04/10	Future Cost	\$1,762.66
Useful Life	15		
		Assigned Reserves at FYB	\$1,166.10
Remaining Life	4	Monthly Member Contribution	\$7.14
Replacement Year	2025	Monthly Interest Contribution	\$0.55
		Total Monthly Contribution	\$7.68

Comments:



\$1,135.05 spent in 4/2010 to rekey the pool building and gates.

The current cost used for this component is based on actual expenditures incurred at last replacement, and has been adjusted for inflation where applicable.

Alamdea Park Condominium Association
Component Detail
 Directed Cash Flow Calculation Method; Sorted by Category

Pool: Restroom

Category	060 Pool	Quantity	1 total
		Unit Cost	\$1,500.00
		% of Replacement	100.00%
		Current Cost	\$1,500.00
Placed In Service	01/05	Future Cost	\$2,156.61
Useful Life	15		
		Assigned Reserves at FYB	\$1,500.00
Remaining Life	0	Monthly Member Contribution	\$6.25
Replacement Year	2021	Monthly Interest Contribution	\$0.03
		Total Monthly Contribution	\$6.28

Comments:



This component will accumulate \$1,500 to be used as needed for improvements to the pool restroom.

Alamdea Park Condominium Association
Component Detail
 Directed Cash Flow Calculation Method; Sorted by Category

Pool: Resurface (Pebble)

Category	060 Pool	Quantity	1 total
		Unit Cost	\$20,650.00
		% of Replacement	100.00%
		Current Cost	\$20,650.00
Placed In Service	04/10	Future Cost	\$28,979.28
Useful Life	25		
		Assigned Reserves at FYB	\$8,969.19
Remaining Life	14	Monthly Member Contribution	\$60.60
Replacement Year	2035	Monthly Interest Contribution	\$4.18
		Total Monthly Contribution	\$64.77

Comments:



The pool was resurfaced in 4/2010 for \$15,825 and included new trim tile, two (2) new skimmers, two (2) sets of plastic wall steps, two (2) pool lights and two (2) new grab rails.

Measurements: 1,875 sq. ft internal area, 134 lineal feet

This component budgets to resurface the swimming pool with a new pebble surface, replace the waterline trim tile and replace the bench tile.

The waterline trim tile may require replacement prior to resurfacing the pebble surface. Accumulated funds should be used as needed if this is the case.

Alamdea Park Condominium Association

Component Detail

Directed Cash Flow Calculation Method; Sorted by Category

Grounds: Building Numbers

Category	100 Grounds	Quantity	1 total
		Unit Cost	\$2,000.00
		% of Replacement	100.00%
		Current Cost	\$2,000.00
Placed In Service	01/17	Future Cost	\$2,945.92
Useful Life	20		
		Assigned Reserves at FYB	\$0.00
Remaining Life	16	Monthly Member Contribution	\$7.90
Replacement Year	2037	Monthly Interest Contribution	\$0.03
		Total Monthly Contribution	\$7.93

Comments:



The building numbers at all 34 buildings were replaced by Phoenix Maintenance Solutions in late 2017 for \$1,845.50. We are budgeting to replace them every 20 years.

The current cost used for this component is based on actual expenditures incurred at last replacement, and has been adjusted for inflation where applicable.

Alamdea Park Condominium Association

Component Detail

Directed Cash Flow Calculation Method; Sorted by Category

Grounds: Concrete Components (Unfunded)

Category	100 Grounds	Quantity	1 comment
		Unit Cost	\$0.00
		% of Replacement	0.00%
		Current Cost	\$0.00
Placed In Service	01/79	Future Cost	\$0.00
Useful Life	n.a.		
		Assigned Reserves at FYB	\$0.00
Remaining Life	n.a.	Monthly Member Contribution	\$0.00
Replacement Year	n.a.	Monthly Interest Contribution	\$0.00
		Total Monthly Contribution	\$0.00

Comments:



We are not budgeting for repair or replacement of concrete components in this analysis. It is anticipated that any repairs/replacements required will be addressed immediately due to safety concerns. There should not be a need for complete replacement at a single point in time, and good maintenance practice won't allow the need for repairs to accumulate to a point of major expense. We recommend that a line item be set up in the annual operating budget to account for potential concrete repairs/replacements on an as needed basis. However, should the client wish to include budgeting for concrete components as a reserve expense, we will do so at their request (cost and useful life to be provided by client).

Alamdea Park Condominium Association

Component Detail

Directed Cash Flow Calculation Method; Sorted by Category

Grounds: Granite Replenishment (Unfunded)

Category	100 Grounds	Quantity	1 comment
		Unit Cost	\$0.00
		% of Replacement	0.00%
		Current Cost	\$0.00
Placed In Service	01/79	Future Cost	\$0.00
Useful Life	n.a.		
		Assigned Reserves at FYB	\$0.00
Remaining Life	n.a.	Monthly Member Contribution	\$0.00
Replacement Year	n.a.	Monthly Interest Contribution	\$0.00
		Total Monthly Contribution	\$0.00

Comments:



We are not budgeting to replenish the common area granite landscape rock located throughout the community because the cost to do so is most often considered an operating expense. We recommend that a line item be set up in the annual operating budget to account for future replenishments, that the condition of the granite be monitored over time, and adjusted as an experience dictates.

Should the Association wish to have granite replenishment included in the reserve study, we will budget for it the Board's request. However, in order to do so, we will need the following information:

- \$ amount to be budgeted or total square footage
- Useful life to be used
- Year in which the next expenditure should occur

Alamdea Park Condominium Association
Component Detail
 Directed Cash Flow Calculation Method; Sorted by Category

Grounds: Irrigation Controllers

Category	100 Grounds	Quantity	1 total
		Unit Cost	\$1,500.00
		% of Replacement	100.00%
		Current Cost	\$1,500.00
		Future Cost	\$1,612.97
Placed In Service	01/18		
Useful Life	3		
		Assigned Reserves at FYB	\$1,500.00
Remaining Life	0	Monthly Member Contribution	\$27.28
Replacement Year	2021	Monthly Interest Contribution	\$0.10
		Total Monthly Contribution	\$27.39

Comments:



There are 14 irrigation controllers scattered throughout the community. This component will accumulate \$1,500 every three (3) years to be used as needed for repairs and/or replacements.

Alamdea Park Condominium Association

Component Detail

Directed Cash Flow Calculation Method; Sorted by Category

Grounds: Irrigation System (Unfunded)

Category	100 Grounds	Quantity	1 comment
		Unit Cost	\$0.00
		% of Replacement	0.00%
		Current Cost	\$0.00
Placed In Service	01/79	Future Cost	\$0.00
Useful Life	n.a.		
		Assigned Reserves at FYB	\$0.00
Remaining Life	n.a.	Monthly Member Contribution	\$0.00
Replacement Year	n.a.	Monthly Interest Contribution	\$0.00
		Total Monthly Contribution	\$0.00

Comments:



Irrigation systems are one of the most difficult items to budget for without specific information provided by an expert who is specifically familiar with the system inventory and system condition.

We have been advised by irrigation system experts that most system components (piping, sprinkler heads, valves, etc) have a useful life of 20+ years. However, budgeting for the replacement of an irrigation system requires evaluation of the present condition (to identify remaining useful life) and replacement cost - both of which call for expert evaluation, but fall outside the scope of a reserve study.

Therefore, we recommend that the Association board and/or management company have the system evaluated to determine the appropriate scope of work, projected replacement cost and remaining life, all of which are necessary, so that budgeting can be included in a revision or future update of this analysis.

Alamdea Park Condominium Association

Component Detail

Directed Cash Flow Calculation Method; Sorted by Category

Grounds: Mailboxes (Pedestal)

Category	100 Grounds	Quantity	1 total
		Unit Cost	\$16,200.00
		% of Replacement	100.00%
		Current Cost	\$16,200.00
Placed In Service	01/08	Future Cost	\$19,191.05
Useful Life	20		
		Assigned Reserves at FYB	\$10,530.00
Remaining Life	7	Monthly Member Contribution	\$56.69
Replacement Year	2028	Monthly Interest Contribution	\$4.85
		Total Monthly Contribution	\$61.55

Comments:



This component budgets to replace the following pedestal mounted mailboxes:

2 8 box sets w/ 2 parcel lockers	@	\$1,550.00	=	\$3,100.00
2 12 box sets w/1 parcel locker	@	\$1,600.00	=	\$3,200.00
6 16 box sets w/2 parcel lockers	@	\$1,650.00	=	\$9,900.00
		TOTAL	=	\$16,200.00

Alamdea Park Condominium Association

Component Detail

Directed Cash Flow Calculation Method; Sorted by Category

Grounds: Monument Sign Letters

Category	100 Grounds	Quantity	1 total
		Unit Cost	\$1,500.00
		% of Replacement	100.00%
		Current Cost	\$1,500.00
		Future Cost	\$2,209.44
Placed In Service	01/12		
Useful Life	25		
		Assigned Reserves at FYB	\$0.00
Remaining Life	16	Monthly Member Contribution	\$5.92
Replacement Year	2037	Monthly Interest Contribution	\$0.02
		Total Monthly Contribution	\$5.94

Comments:



These letters indicate "ALAMEDA PARK" and are located at the corner of Mill Avenue and Concordia Drive. Last replaced in 2011 for \$1,000.

The current cost used for this component is based on actual expenditures incurred at last replacement, and has been adjusted for inflation where applicable.

Alamdea Park Condominium Association

Component Detail

Directed Cash Flow Calculation Method; Sorted by Category

Grounds: Tree Trimming (Unfunded)

Category	100 Grounds	Quantity	1 comment
		Unit Cost	\$0.00
		% of Replacement	0.00%
		Current Cost	\$0.00
Placed In Service	01/00	Future Cost	\$0.00
Useful Life	n.a.		
		Assigned Reserves at FYB	\$0.00
Remaining Life	n.a.	Monthly Member Contribution	\$0.00
Replacement Year	n.a.	Monthly Interest Contribution	\$0.00
		Total Monthly Contribution	\$0.00

Comments:



We have been advised by arborists that major tree trimming is usually required every 3 – 5 years and could be considered a reserve expense. However, the cost for a major tree trimming project depends on the size, type, maturity and number of trees at the community – all of which call for expert evaluation, but fall outside the scope of a reserve study.

Should the Board obtain a proposal and trimming schedule we will include budgeting for tree trimming in a revision or future update of this analysis at the Board's request.

Alamdea Park Condominium Association

Detail Report Index

	Page
Asphalt: HA5 High Density Mineral Bond	13
Asphalt: Remove & Repave	14
Asphalt: RV Lot (Unfunded)	15
Fencing: Wrought Iron (East Perimeter)	25
Fencing: Wrought Iron (Pool)	26
Fencing: Wrought Iron (West Perimeter)	27
Gate: Chain Link (RV Lot - 1979)	28
Gate: Chain Link (RV Lot - 2008)	29
Gate: Wrought Iron (RV Lot)	30
Grounds: Building Numbers	42
Grounds: Concrete Components (Unfunded)	43
Grounds: Granite Replenishment (Unfunded)	44
Grounds: Irrigation Controllers	45
Grounds: Irrigation System (Unfunded)	46
Grounds: Mailboxes (Pedestal)	47
Grounds: Monument Sign Letters	48
Grounds: Tree Trimming (Unfunded)	49
Lighting (Unfunded)	32
Paint: Buildings (Block Sides)	20
Paint: Buildings (Wood)	21
Paint: Carport Support Structures	22
Paint: Perimeter Walls, All Wrought Iron	23
Paint: Storage Sheds	24
Pool: Deck Recoat	33
Pool: Deck Resurface	34
Pool: Drinking Fountain	35
Pool: Filters	36
Pool: Furniture (Refurbish Lounges)	37
Pool: Pumps & Motors	38
Pool: Rekey Building & Gates	39
Pool: Restroom	40
Pool: Resurface (Pebble)	41
Roofs: Asphalt Shingle	16
Roofs: Metal, Carports (Unfunded)	17
Storage Sheds: Doors	18
Storage Sheds: Rehabilitation	19
Walls: Common Areas (Repair)	31

Number of components included in this reserve analysis is 37.