

Santa Fe Ridge

HOA

Paint

Specifications

Table of Contents

- 1. **Dunn-Edwards Color Chips** ... **Page 3**

- 2. **Old Frazee colors converted to
Dunn-Edwards Color Chips** ... **Page 11**

- 3. **Do's and Don'ts** ... **Page 14**

- 4. **Exterior Paint, Roofing & Bump-Outs . Page 21**

- 5. **Block Wall Painting Specifications** ... **Page 22**

- 6. **Architectural Request Form** ... **Page 25**

Santa Fe Ridge

Approved Exterior Color Palette

www.santaferidgehoa.com

Note: For all color schemes, Only one **"body option"** and one **"trim option"** may be selected. Intermingling of color schemes is not permitted.

An **"Architectural Request"** must be submitted and approved prior to any painting of your home, even if you are using the exact same colors.

Note: Color may vary slightly from a color chip or container to container. Color may also vary from computer to computer screen. Check for correct color match and confirm color before application. The following colors are Dunn Edwards Paint colors.

Scheme 1



Scheme 2

Scheme - 2
Santa Fe Ridge

Desert Grey (DEC760)
Main Body Color

Navajo White (DEC772)
Trim Color Option (1)

Cochise (DEC761)
Trim Color Option (2)

Scheme 3

Scheme - 3
Santa Fe Ridge

Cochise (DEC761)
Main Body Color

Desert Gray (DEC760)
Trim Color Option (1)

Navajo White (DEC772)
Trim Color Option (2)

Scheme - 4
Santa Fe Ridge

Pearl White (DEW328)
Main Body Color

Desert Gray (DEC760)
Trim Color Option (1)

Inside Passage (DEC764)
Trim Color Option (2)

Scheme - 5
Santa Fe Ridge

Desert Gray (DEC780)
Main Body Color

Pearl White (DEW328)
Trim Color Option (1)

Inside Passage (DEC764)
Trim Color Option (2)

Scheme - 6
Santa Fe Ridge

Inside Passage (DEC764)
Main Body Color

Desert Gray (DEC760)
Trim Color Option (1)

Pearl White (DEW328)
Trim Color Option (2)

Scheme 7

Scheme - 7
Santa Fe Ridge

Cottage White (DEW318)
Main Body Color

Apache Tan (DEC746)
Trim Color Option (1)

Winter Lite (DEC768)
Trim Color Option (2)

Scheme 8

Scheme - 8
Santa Fe Ridge

Apache Tan (DEC746)
Main Body Color

Cottage White (DEW318)
Trim Color Option (1)

Winter Lite (DEC768)
Trim Color Option (2)

Scheme 9

Scheme - 9
Santa Fe Ridge

Winter Lite (DEC768)
Main Body Color

Apache Tan (DEC746)
Trim Color Option (1)

Cottage White (DEW318)
Trim Color Option (2)

Scheme 10

Scheme - 10
Santa Fe Ridge

Winter Lite (DEC768)
Main body Color

Apache Tan (DEC746)
Trim Color

Scheme 11

Scheme - 11
Santa Fe Ridge

Swiss Coffee (DEW341)
Main Body Color

Sandal (DEC715)
Trim Color Option (1)

Travertine (DEC738)
Trim Color Option (2)

Scheme 12

Scheme - 12
Santa Fe Ridge

Travertine (DEC738)
Main Body Color

Sandal (DEC715)
Trim Color

Scheme - 13
Santa Fe Ridge

Desert Star (DEW314)
Main Body Color Option (1)

Whisper (DEW340)
Main Body Color Option (2)

Stonish Beige (DEC716)
Trim Color Option (1)

Quicksand (DEC754)
Trim Color Option (2)

Scheme - 14
Santa Fe Ridge

Quicksand (DEC754)
Main Body Color

Stonish Beige (DEC716)
Trim Color

Scheme - 15
Santa Fe Ridge

Whisper (DEW340)
Main Body Color

Ash Gray (DEC751)
Trim Color Option (1)

Fine Grain (DE6213)
Trim Color Option (2)

Scheme - 16
Santa Fe Ridge

Fine Grain (DE6213)
Main Body Color

Ash Gray (DEC751)
Trim Color

Scheme 17

Scheme - 17
Santa Fe Ridge

Swiss Coffee (DEW341)
Main Body Color

Sandal (DEC715)
Trim Color Option (1)

Sand Dune (DE6128)
Trim Color Option (2)

Scheme 18

Scheme - 18
Santa Fe Ridge

Sand Dune (DE6128)
Main Body Color

Sandal (DEC715)
Trim Color

Scheme 19

Scheme - 19
Santa Fe Ridge

Bone China (DEW339)
Main Body Color

Coral Clay (DEC719)
Trim Color Option (1)

Dry Dune (DE6114)
Trim Color Option (2)

Scheme 20

Scheme - 20
Santa Fe Ridge

Dry Dune (DE6114)
Main Body Color

Coral Clay (DEC719)
Trim Color

Scheme 21

Scheme - 21
Santa Fe Ridge

Cottage White (DEW318)
Main Body Color

Trail Dust (DE6123)
Trim Color Option (1)

Bone (DEC765)
Trim Color Option (2)

Scheme 22

Scheme - 22
Santa Fe Ridge

Bone (DEC765)
Main Body Color

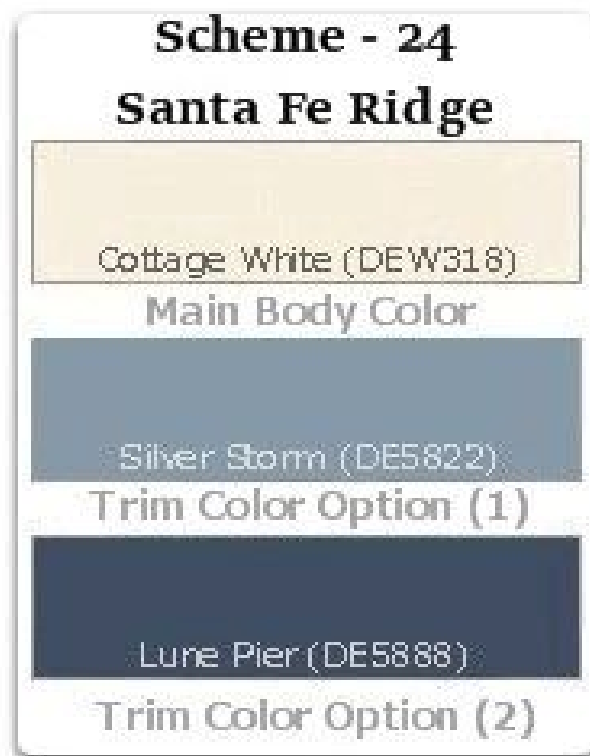
Trail Dust (DE6123)
Trim Color

Note: The following colors were converted from the original “Frazee” colors to the Dunn-Edwards equivalent colors.

Scheme 23



Scheme 24



Scheme 25



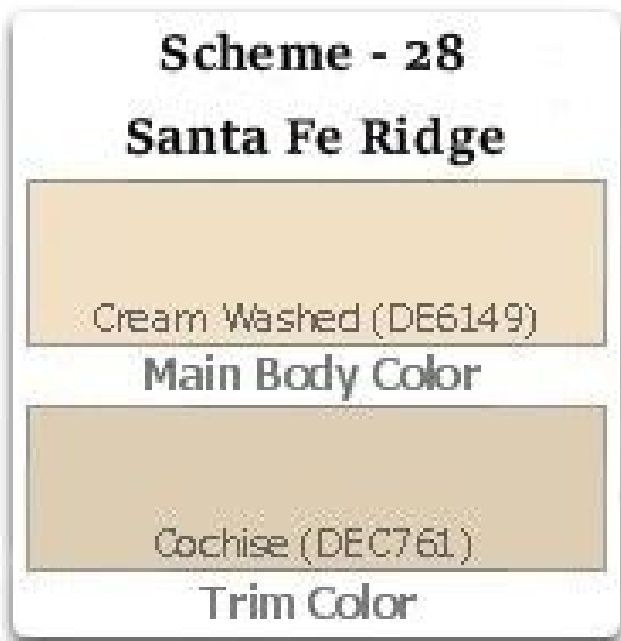
Scheme 26



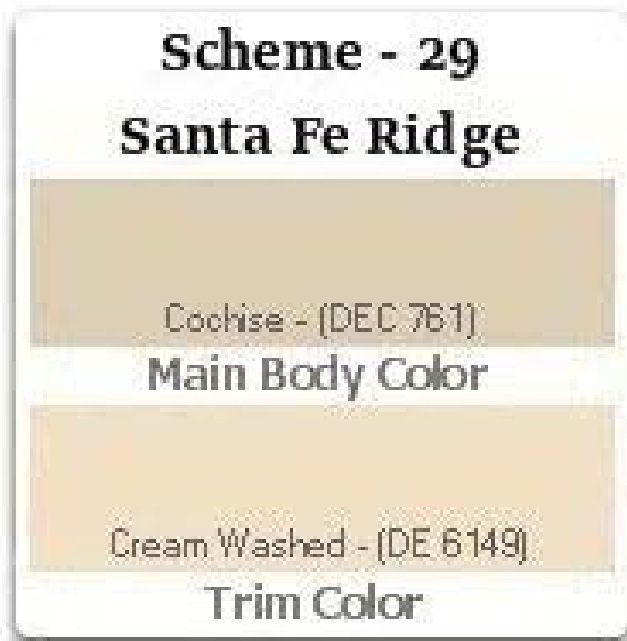
Scheme 27



Scheme 28



Scheme 29



Scheme 30



Scheme 31



Do's and Don'ts

The following photographs are offered to provide clarification on what and what's not acceptable when painting your home.

The Santa Fe Ridge HOA provides one of the most extensive paint color choices available of any HOA in the valley.

We have provided this to insure conformability in our Community but also allow individuality of the Homeowner.



Do — The eave should be completely painted to match the Trim Color.



Don't — Painting only the Trim Face is unacceptable.



Do — Here is a beautiful example of scheme 12. Note the bump outs are painted on all three sides.



Don't — The homeowner used three colors in place of the allowed two colors referenced in the CC&R code indicating only Two.



Do — Here is another example using the approved two color scheme. Bump outs are to be painted on all three sides.



Don't — Not following the approved color schemes, this home owner used four colors in place of the standard two.



Don't — Following HOA painting guide lines, the garage door must be painted to match main body color.



Don't — The garage door and trim are scheme 12, However the Homeowner added a third main body color.



Don't — Bump outs must be painted on all three sides, not just the front as shown above.



Don't — Louvers must be painted the same as the Main Body color or the Trim color.



Don't — Gates may be painted either the same as the Main Body, Trim Color, or Natural wood. Natural Wood Gates must be sealed.



Don't — The porch supports Must be painted to match the trim of the house..

Exterior Paint, Roofing, Bump-Outs & Block Walls

Any changes to or replacement of roofing must be submitted to the Architectural Review Committee for approval. In general, the color of roofing should compliment the exterior color scheme of the house.

- 1. Exterior Paint —** Gloss paint may not be used on either the base or trim of your home. Flat paint should be used on the base of the house and either flat or satin should be used for the trim. Gloss paint is allowed on entry doors. Natural wood entry doors need not be painted, but should be stained and sealed.

Note: Garage Doors and Side Doors must be painted the same color as the house base paint or trim color. Front Entry Doors must be painted to match the House Trim Color.

- 2. Drip Edge —** Must be White, Brown, or painted the same as the trim color to maintain the overall appearance of the house.

Note: At no time may the Drip Edge remain unfinished or left in bare metal condition.

- 3. Roof Jacks & Vents —** Must be painted White, Gray, Brown, or the same as the house trim color. Whichever is most complimentary to the roof and overall appearance of the property.

Exterior Paint, Roofing, Bump-Outs & Block Walls

3. Roof Jacks & Vents continued —

Note: Any roofing contractor signage must be removed from the property upon completion of the roofing work.

4. Bump-Outs — May be painted to match the homes “base” or “trim” colors only. A third accent color is not allowed.

Note: All three sides of the Bump-Outs must be painted.

5. Block Walls — Block Walls where significant degradation and discoloration have occurred to the wall, it is Recommended using Dunn-Edwards Custom Color located on page 21.

For general painting of Block Walls use DE6124.



Note: Stucco Covered Block Walls must be painted to match the homes “ Base” color only. A third Accent Color is not allowed.

**Print the Custom Color Card below and present it to any
Dunn –Edwards store for the correct Wall Block color.**

Customer Custom Color Re-Order Card

Directions: Present this card at any
Dunn-Edwards when placing an
additional order for this custom color.

Dunn Edwards

033 13:13 8/24/2015 BELL ROAD

SANTA FE RIDGE

SSHL30-0 SPRTASHLD EX E/S

1 Gallon M Y Notation /48

04: 2 Y+ 34.313

08: 0 Y+ 28.438

13: 0 Y+ 26.094

REX PELLERAN

Custom Tinted Paint - Not Returnable for Exchange or Refund
Color may vary slightly from a color chip or container to container.
Check for correct color match and confirm color before application.
Dunn-Edwards accepts no responsibility for any mis-matched paint
after it has been applied



Gate with painted block next to stained unpainted wall.



Wall (right) with painted block next to stained unpainted wall.

Santa Fe Ridge
4645 East Cotton Gin Loop
Phoenix, AZ 85040
Telephone: (602)437-4777 Fax: (602) 437-4770

ARCHITECTURAL REQUEST

Date: _____

Owner's Name: _____

Mailing Address: _____

City: _____ State: _____ Zip code: _____

Home phone: _____

Work phone: _____

Property Unit Number: _____

Property Address: _____

Description of Architectural request in detail including:

Description of Project: _____

Dimensions: _____

Materials: _____

Location: _____

Colors: _____

Vendor/Contractor: _____

PLEASE SUBMIT A SKETCH OR DRAWING OF THE PROPOSED CHANGE ALONG WITH PAINT SAMPLES (IF APPLICABLE).

Start Date: _____ Completion Date: _____

The Homeowner agrees to maintain the improvement if approved by the Architectural Committee. The homeowner agrees to comply with all city, county and state laws and must obtain all necessary permits.

Signature of Lot Owner

Date signed

OFFICE USE ONLY

TRACKING# _____

APPROVED

APPROVED WITH THE FOLLOWING CONTINGENCIES: _____

DISAPPROVED, REASON: _____

SANTA FE RIDGE

Date