

Mountain Ranch



SUBDIVISION: Mountain Ranch

LOCATION: Mesa, AZ, 85212

Scheme 1A

| | |
|--|---|
| DEC754 Quicksand Body RL#RL#669 | DEC746 Apache Tan Pop Out/Fascia/Garage Door RL#RL#629 |
|--|---|

NOTES TO HOMEOWNERS:

COLOR DISCLAIMER: These color chips are produced as accurately as possible; however, actual paint colors may vary from these samples and from batch to batch. Paint colors are affected by many factors, including lighting, age, type of finish, type of surface, and adjacent colors. Some colors may require more than one coat for complete coverage. If final color appearance and color matches are critical, paint should be sampled on the actual surface before full application. Application of the paint constitutes acceptance of the color. Dunn-Edwards assumes no responsibility for color after application.

| | | | | | | | |
|--|--|--|---|---|--|--|--|
| <div><h3>Discount*</h3><p>Provide this account number and save up to 37% off LIST PRICE on Dunn-Edwards manufactured paint products.</p><p>188531-000</p></div> | <div><h3>CONVENIENT DUNN-EDWARDS STORE LOCATIONS</h3><table><tr><td>Queen Creek - 183 21373 S Ellsworth Loop (602) 733-6568</td><td>Mesa - 041 5959 E Southern Ave #4-5 (480) 985-3820</td><td>Val Vista - 139 1514 E Ray Rd (480) 857-2647</td></tr><tr><td></td><td></td><td></td></tr></table></div> | Queen Creek - 183 21373 S Ellsworth Loop (602) 733-6568 | Mesa - 041 5959 E Southern Ave #4-5 (480) 985-3820 | Val Vista - 139 1514 E Ray Rd (480) 857-2647 | | | |
| Queen Creek - 183 21373 S Ellsworth Loop (602) 733-6568 | Mesa - 041 5959 E Southern Ave #4-5 (480) 985-3820 | Val Vista - 139 1514 E Ray Rd (480) 857-2647 | | | | | |
| | | | | | | | |

COLOR USE ADVISORY: The color schemes presented are based on original color specifications approved by your community. Your community's color standards may have changed. Before undertaking your painting project, it is recommended that you seek approval of your color selections from the appropriate governing body for your community.

(888) DE PAINT®
dunnedwards.com

* Discount valid at Dunn-Edwards stores only. Offer not valid at Independent Paint Dealer locations, as other discounts may apply.



Mountain Ranch



SUBDIVISION: Mountain Ranch

LOCATION: Mesa, AZ, 85212

Scheme 1B

| | |
|---|--|
| DEC746 Apache Tan Body RL#RL#629 | DEC754 Quicksand Pop Out/Fascia/Garage Door RL#RL#669 |
|---|--|

NOTES TO HOMEOWNERS:

COLOR DISCLAIMER: These color chips are produced as accurately as possible; however, actual paint colors may vary from these samples and from batch to batch. Paint colors are affected by many factors, including lighting, age, type of finish, type of surface, and adjacent colors. Some colors may require more than one coat for complete coverage. If final color appearance and color matches are critical, paint should be sampled on the actual surface before full application. Application of the paint constitutes acceptance of the color. Dunn-Edwards assumes no responsibility for color after application.

| | | | | | | | |
|---|--|--|---|---|--|--|--|
| <div><h3>Discount*</h3><p>Provide this account number and save up to 37% off LIST PRICE on Dunn-Edwards manufactured paint products.</p><div>188531-000</div></div> | <div><h3>CONVENIENT DUNN-EDWARDS STORE LOCATIONS</h3><table><tr><td>Queen Creek - 183 21373 S Ellsworth Loop (602) 733-6568</td><td>Mesa - 041 5959 E Southern Ave #4-5 (480) 985-3820</td><td>Val Vista - 139 1514 E Ray Rd (480) 857-2647</td></tr><tr><td></td><td></td><td></td></tr></table></div> | Queen Creek - 183 21373 S Ellsworth Loop (602) 733-6568 | Mesa - 041 5959 E Southern Ave #4-5 (480) 985-3820 | Val Vista - 139 1514 E Ray Rd (480) 857-2647 | | | |
| Queen Creek - 183 21373 S Ellsworth Loop (602) 733-6568 | Mesa - 041 5959 E Southern Ave #4-5 (480) 985-3820 | Val Vista - 139 1514 E Ray Rd (480) 857-2647 | | | | | |
| | | | | | | | |

COLOR USE ADVISORY: The color schemes presented are based on original color specifications approved by your community. Your community's color standards may have changed. Before undertaking your painting project, it is recommended that you seek approval of your color selections from the appropriate governing body for your community.

(888) DE PAINT®
dunnedwards.com

* Discount valid at Dunn-Edwards stores only. Offer not valid at Independent Paint Dealer locations, as other discounts may apply.



Mountain Ranch



SUBDIVISION: Mountain Ranch

LOCATION: Mesa, AZ, 85212

Scheme 2A

| | |
|---|---|
| DE6114 Dry Dune Body RL#RL#500 | DET696 Stanford Stone Pop Out/Fascia/Garage Door RL#RL#993 |
|---|---|

NOTES TO HOMEOWNERS:

COLOR DISCLAIMER: These color chips are produced as accurately as possible; however, actual paint colors may vary from these samples and from batch to batch. Paint colors are affected by many factors, including lighting, age, type of finish, type of surface, and adjacent colors. Some colors may require more than one coat for complete coverage. If final color appearance and color matches are critical, paint should be sampled on the actual surface before full application. Application of the paint constitutes acceptance of the color. Dunn-Edwards assumes no responsibility for color after application.

| | | | | | | | |
|--|--|--|---|---|--|--|--|
| <div><h3>Discount*</h3><p>Provide this account number and save up to 37% off LIST PRICE on Dunn-Edwards manufactured paint products.</p><p>188531-000</p></div> | <div><h3>CONVENIENT DUNN-EDWARDS STORE LOCATIONS</h3><table><tr><td>Queen Creek - 183 21373 S Ellsworth Loop (602) 733-6568</td><td>Mesa - 041 5959 E Southern Ave #4-5 (480) 985-3820</td><td>Val Vista - 139 1514 E Ray Rd (480) 857-2647</td></tr><tr><td></td><td></td><td></td></tr></table></div> | Queen Creek - 183 21373 S Ellsworth Loop (602) 733-6568 | Mesa - 041 5959 E Southern Ave #4-5 (480) 985-3820 | Val Vista - 139 1514 E Ray Rd (480) 857-2647 | | | |
| Queen Creek - 183 21373 S Ellsworth Loop (602) 733-6568 | Mesa - 041 5959 E Southern Ave #4-5 (480) 985-3820 | Val Vista - 139 1514 E Ray Rd (480) 857-2647 | | | | | |
| | | | | | | | |

COLOR USE ADVISORY: The color schemes presented are based on original color specifications approved by your community. Your community's color standards may have changed. Before undertaking your painting project, it is recommended that you seek approval of your color selections from the appropriate governing body for your community.

(888) DE PAINT®
dunnedwards.com

* Discount valid at Dunn-Edwards stores only. Offer not valid at Independent Paint Dealer locations, as other discounts may apply.



Mountain Ranch



SUBDIVISION: Mountain Ranch

LOCATION: Mesa, AZ, 85212

Scheme 2B

| | |
|---|---|
| DET696 Stanford Stone Body RL#RL#993 | DE6114 Dry Dune Pop Out/Fascia/Garage Door RL#RL#500 |
|---|---|

NOTES TO HOMEOWNERS:

COLOR DISCLAIMER: These color chips are produced as accurately as possible; however, actual paint colors may vary from these samples and from batch to batch. Paint colors are affected by many factors, including lighting, age, type of finish, type of surface, and adjacent colors. Some colors may require more than one coat for complete coverage. If final color appearance and color matches are critical, paint should be sampled on the actual surface before full application. Application of the paint constitutes acceptance of the color. Dunn-Edwards assumes no responsibility for color after application.

| | | | | | | | |
|--|---|--|---|---|--|--|--|
| <div>Discount*</div> <div>Provide this account number and save up to 37% off LIST PRICE on Dunn-Edwards manufactured paint products.</div> <div>188531-000</div> | <div>CONVENIENT DUNN-EDWARDS STORE LOCATIONS</div> <table><tr><td>Queen Creek - 183 21373 S Ellsworth Loop (602) 733-6568</td><td>Mesa - 041 5959 E Southern Ave #4-5 (480) 985-3820</td><td>Val Vista - 139 1514 E Ray Rd (480) 857-2647</td></tr><tr><td></td><td></td><td></td></tr></table> | Queen Creek - 183 21373 S Ellsworth Loop (602) 733-6568 | Mesa - 041 5959 E Southern Ave #4-5 (480) 985-3820 | Val Vista - 139 1514 E Ray Rd (480) 857-2647 | | | |
| Queen Creek - 183 21373 S Ellsworth Loop (602) 733-6568 | Mesa - 041 5959 E Southern Ave #4-5 (480) 985-3820 | Val Vista - 139 1514 E Ray Rd (480) 857-2647 | | | | | |
| | | | | | | | |

COLOR USE ADVISORY: The color schemes presented are based on original color specifications approved by your community. Your community's color standards may have changed. Before undertaking your painting project, it is recommended that you seek approval of your color selections from the appropriate governing body for your community.

(888) DE PAINT®
dunnedwards.com

* Discount valid at Dunn-Edwards stores only. Offer not valid at Independent Paint Dealer locations, as other discounts may apply.



Mountain Ranch



SUBDIVISION: Mountain Ranch

LOCATION: Mesa, AZ, 85212

Scheme 3A

| | |
|---|--|
| DEC746 Apache Tan Body RL#RL#629 | DE6075 Wood Lake Pop Out/Fascia/Garage Door RL#RL#550 |
|---|--|

NOTES TO HOMEOWNERS:

COLOR DISCLAIMER: These color chips are produced as accurately as possible; however, actual paint colors may vary from these samples and from batch to batch. Paint colors are affected by many factors, including lighting, age, type of finish, type of surface, and adjacent colors. Some colors may require more than one coat for complete coverage. If final color appearance and color matches are critical, paint should be sampled on the actual surface before full application. Application of the paint constitutes acceptance of the color. Dunn-Edwards assumes no responsibility for color after application.

| | | | | | | | |
|--|--|--|---|---|--|--|--|
| <div><h3>Discount*</h3><p>Provide this account number and save up to 37% off LIST PRICE on Dunn-Edwards manufactured paint products.</p><p>188531-000</p></div> | <div><h3>CONVENIENT DUNN-EDWARDS STORE LOCATIONS</h3><table><tr><td>Queen Creek - 183 21373 S Ellsworth Loop (602) 733-6568</td><td>Mesa - 041 5959 E Southern Ave #4-5 (480) 985-3820</td><td>Val Vista - 139 1514 E Ray Rd (480) 857-2647</td></tr><tr><td></td><td></td><td></td></tr></table></div> | Queen Creek - 183 21373 S Ellsworth Loop (602) 733-6568 | Mesa - 041 5959 E Southern Ave #4-5 (480) 985-3820 | Val Vista - 139 1514 E Ray Rd (480) 857-2647 | | | |
| Queen Creek - 183 21373 S Ellsworth Loop (602) 733-6568 | Mesa - 041 5959 E Southern Ave #4-5 (480) 985-3820 | Val Vista - 139 1514 E Ray Rd (480) 857-2647 | | | | | |
| | | | | | | | |

COLOR USE ADVISORY: The color schemes presented are based on original color specifications approved by your community. Your community's color standards may have changed. Before undertaking your painting project, it is recommended that you seek approval of your color selections from the appropriate governing body for your community.

(888) DE PAINT®
dunnedwards.com

* Discount valid at Dunn-Edwards stores only. Offer not valid at Independent Paint Dealer locations, as other discounts may apply.



Mountain Ranch



SUBDIVISION: Mountain Ranch

LOCATION: Mesa, AZ, 85212

Scheme 3B

| | |
|--|---|
| DE6075 Wood Lake Body RL#RL#550 | DEC746 Apache Tan Pop Out/Fascia/Garage Door RL#RL#629 |
|--|---|

NOTES TO HOMEOWNERS:

COLOR DISCLAIMER: These color chips are produced as accurately as possible; however, actual paint colors may vary from these samples and from batch to batch. Paint colors are affected by many factors, including lighting, age, type of finish, type of surface, and adjacent colors. Some colors may require more than one coat for complete coverage. If final color appearance and color matches are critical, paint should be sampled on the actual surface before full application. Application of the paint constitutes acceptance of the color. Dunn-Edwards assumes no responsibility for color after application.

| | | | | | | | |
|---|--|--|---|---|--|--|--|
| <div><h3>Discount*</h3><p>Provide this account number and save up to 37% off LIST PRICE on Dunn-Edwards manufactured paint products.</p><div>188531-000</div></div> | <div><h3>CONVENIENT DUNN-EDWARDS STORE LOCATIONS</h3><table><tr><td>Queen Creek - 183 21373 S Ellsworth Loop (602) 733-6568</td><td>Mesa - 041 5959 E Southern Ave #4-5 (480) 985-3820</td><td>Val Vista - 139 1514 E Ray Rd (480) 857-2647</td></tr><tr><td></td><td></td><td></td></tr></table></div> | Queen Creek - 183 21373 S Ellsworth Loop (602) 733-6568 | Mesa - 041 5959 E Southern Ave #4-5 (480) 985-3820 | Val Vista - 139 1514 E Ray Rd (480) 857-2647 | | | |
| Queen Creek - 183 21373 S Ellsworth Loop (602) 733-6568 | Mesa - 041 5959 E Southern Ave #4-5 (480) 985-3820 | Val Vista - 139 1514 E Ray Rd (480) 857-2647 | | | | | |
| | | | | | | | |

COLOR USE ADVISORY: The color schemes presented are based on original color specifications approved by your community. Your community's color standards may have changed. Before undertaking your painting project, it is recommended that you seek approval of your color selections from the appropriate governing body for your community.

(888) DE PAINT®
dunnedwards.com

* Discount valid at Dunn-Edwards stores only. Offer not valid at Independent Paint Dealer locations, as other discounts may apply.



Mountain Ranch



SUBDIVISION: Mountain Ranch

LOCATION: Mesa, AZ, 85212

Scheme 4A

| | |
|---|--|
| DE6206 Desert Suede Body RL#RL#513 | DEC776 Courtyard Green Pop Out/Fascia/Garage Door RL#RL#680 |
|---|--|

NOTES TO HOMEOWNERS:

COLOR DISCLAIMER: These color chips are produced as accurately as possible; however, actual paint colors may vary from these samples and from batch to batch. Paint colors are affected by many factors, including lighting, age, type of finish, type of surface, and adjacent colors. Some colors may require more than one coat for complete coverage. If final color appearance and color matches are critical, paint should be sampled on the actual surface before full application. Application of the paint constitutes acceptance of the color. Dunn-Edwards assumes no responsibility for color after application.

| | | | | | | | |
|---|--|--|---|---|--|--|--|
| <div><h3>Discount*</h3><p>Provide this account number and save up to 37% off LIST PRICE on Dunn-Edwards manufactured paint products.</p><div>188531-000</div></div> | <div><h3>CONVENIENT DUNN-EDWARDS STORE LOCATIONS</h3><table><tr><td>Queen Creek - 183 21373 S Ellsworth Loop (602) 733-6568</td><td>Mesa - 041 5959 E Southern Ave #4-5 (480) 985-3820</td><td>Val Vista - 139 1514 E Ray Rd (480) 857-2647</td></tr><tr><td></td><td></td><td></td></tr></table></div> | Queen Creek - 183 21373 S Ellsworth Loop (602) 733-6568 | Mesa - 041 5959 E Southern Ave #4-5 (480) 985-3820 | Val Vista - 139 1514 E Ray Rd (480) 857-2647 | | | |
| Queen Creek - 183 21373 S Ellsworth Loop (602) 733-6568 | Mesa - 041 5959 E Southern Ave #4-5 (480) 985-3820 | Val Vista - 139 1514 E Ray Rd (480) 857-2647 | | | | | |
| | | | | | | | |

COLOR USE ADVISORY: The color schemes presented are based on original color specifications approved by your community. Your community's color standards may have changed. Before undertaking your painting project, it is recommended that you seek approval of your color selections from the appropriate governing body for your community.

(888) DE PAINT®
dunnedwards.com

* Discount valid at Dunn-Edwards stores only. Offer not valid at Independent Paint Dealer locations, as other discounts may apply.



Mountain Ranch



SUBDIVISION: Mountain Ranch

LOCATION: Mesa, AZ, 85212

Scheme 4B

| | |
|--|---|
| DEC776 Courtyard Green Body RL#RL#680 | DE6206 Desert Suede Pop Out/Fascia/Garage Door RL#RL#513 |
|--|---|

NOTES TO HOMEOWNERS:

COLOR DISCLAIMER: These color chips are produced as accurately as possible; however, actual paint colors may vary from these samples and from batch to batch. Paint colors are affected by many factors, including lighting, age, type of finish, type of surface, and adjacent colors. Some colors may require more than one coat for complete coverage. If final color appearance and color matches are critical, paint should be sampled on the actual surface before full application. Application of the paint constitutes acceptance of the color. Dunn-Edwards assumes no responsibility for color after application.

| | | | | | | | |
|--|--|--|---|---|--|--|--|
| <div><h3>Discount*</h3><p>Provide this account number and save up to 37% off LIST PRICE on Dunn-Edwards manufactured paint products.</p><p>188531-000</p></div> | <div><h3>CONVENIENT DUNN-EDWARDS STORE LOCATIONS</h3><table><tr><td>Queen Creek - 183 21373 S Ellsworth Loop (602) 733-6568</td><td>Mesa - 041 5959 E Southern Ave #4-5 (480) 985-3820</td><td>Val Vista - 139 1514 E Ray Rd (480) 857-2647</td></tr><tr><td></td><td></td><td></td></tr></table></div> | Queen Creek - 183 21373 S Ellsworth Loop (602) 733-6568 | Mesa - 041 5959 E Southern Ave #4-5 (480) 985-3820 | Val Vista - 139 1514 E Ray Rd (480) 857-2647 | | | |
| Queen Creek - 183 21373 S Ellsworth Loop (602) 733-6568 | Mesa - 041 5959 E Southern Ave #4-5 (480) 985-3820 | Val Vista - 139 1514 E Ray Rd (480) 857-2647 | | | | | |
| | | | | | | | |

COLOR USE ADVISORY: The color schemes presented are based on original color specifications approved by your community. Your community's color standards may have changed. Before undertaking your painting project, it is recommended that you seek approval of your color selections from the appropriate governing body for your community.

(888) DE PAINT®
dunnedwards.com

* Discount valid at Dunn-Edwards stores only. Offer not valid at Independent Paint Dealer locations, as other discounts may apply.



Mountain Ranch



SUBDIVISION: Mountain Ranch

LOCATION: Mesa, AZ, 85212

Scheme 5A

| | |
|---|---|
| DET661 Equestrian Body RL#RL#958 | DE6076 Wandering Road Pop Out/Fascia/Garage Door RL#RL#550 |
|---|---|

NOTES TO HOMEOWNERS:

COLOR DISCLAIMER: These color chips are produced as accurately as possible; however, actual paint colors may vary from these samples and from batch to batch. Paint colors are affected by many factors, including lighting, age, type of finish, type of surface, and adjacent colors. Some colors may require more than one coat for complete coverage. If final color appearance and color matches are critical, paint should be sampled on the actual surface before full application. Application of the paint constitutes acceptance of the color. Dunn-Edwards assumes no responsibility for color after application.

| | | | | | | | |
|---|--|--|---|---|--|--|--|
| <div><h3>Discount*</h3><p>Provide this account number and save up to 37% off LIST PRICE on Dunn-Edwards manufactured paint products.</p><div>188531-000</div></div> | <div><h3>CONVENIENT DUNN-EDWARDS STORE LOCATIONS</h3><table><tr><td>Queen Creek - 183 21373 S Ellsworth Loop (602) 733-6568</td><td>Mesa - 041 5959 E Southern Ave #4-5 (480) 985-3820</td><td>Val Vista - 139 1514 E Ray Rd (480) 857-2647</td></tr><tr><td></td><td></td><td></td></tr></table></div> | Queen Creek - 183 21373 S Ellsworth Loop (602) 733-6568 | Mesa - 041 5959 E Southern Ave #4-5 (480) 985-3820 | Val Vista - 139 1514 E Ray Rd (480) 857-2647 | | | |
| Queen Creek - 183 21373 S Ellsworth Loop (602) 733-6568 | Mesa - 041 5959 E Southern Ave #4-5 (480) 985-3820 | Val Vista - 139 1514 E Ray Rd (480) 857-2647 | | | | | |
| | | | | | | | |

COLOR USE ADVISORY: The color schemes presented are based on original color specifications approved by your community. Your community's color standards may have changed. Before undertaking your painting project, it is recommended that you seek approval of your color selections from the appropriate governing body for your community.

(888) DE PAINT®
dunnedwards.com

* Discount valid at Dunn-Edwards stores only. Offer not valid at Independent Paint Dealer locations, as other discounts may apply.



Mountain Ranch



SUBDIVISION: Mountain Ranch

LOCATION: Mesa, AZ, 85212

Scheme 5B

| | |
|---|---|
| DE6076 Wandering Road Body RL#RL#550 | DET661 Equestrian Pop Out/Fascia/Garage Door RL#RL#958 |
|---|---|

NOTES TO HOMEOWNERS:

COLOR DISCLAIMER: These color chips are produced as accurately as possible; however, actual paint colors may vary from these samples and from batch to batch. Paint colors are affected by many factors, including lighting, age, type of finish, type of surface, and adjacent colors. Some colors may require more than one coat for complete coverage. If final color appearance and color matches are critical, paint should be sampled on the actual surface before full application. Application of the paint constitutes acceptance of the color. Dunn-Edwards assumes no responsibility for color after application.

| | | | | | | | |
|---|--|--|---|---|--|--|--|
| <div><h3>Discount*</h3><p>Provide this account number and save up to 37% off LIST PRICE on Dunn-Edwards manufactured paint products.</p><div>188531-000</div></div> | <div><h3>CONVENIENT DUNN-EDWARDS STORE LOCATIONS</h3><table><tr><td>Queen Creek - 183 21373 S Ellsworth Loop (602) 733-6568</td><td>Mesa - 041 5959 E Southern Ave #4-5 (480) 985-3820</td><td>Val Vista - 139 1514 E Ray Rd (480) 857-2647</td></tr><tr><td></td><td></td><td></td></tr></table></div> | Queen Creek - 183 21373 S Ellsworth Loop (602) 733-6568 | Mesa - 041 5959 E Southern Ave #4-5 (480) 985-3820 | Val Vista - 139 1514 E Ray Rd (480) 857-2647 | | | |
| Queen Creek - 183 21373 S Ellsworth Loop (602) 733-6568 | Mesa - 041 5959 E Southern Ave #4-5 (480) 985-3820 | Val Vista - 139 1514 E Ray Rd (480) 857-2647 | | | | | |
| | | | | | | | |

COLOR USE ADVISORY: The color schemes presented are based on original color specifications approved by your community. Your community's color standards may have changed. Before undertaking your painting project, it is recommended that you seek approval of your color selections from the appropriate governing body for your community.

(888) DE PAINT®
dunnedwards.com

* Discount valid at Dunn-Edwards stores only. Offer not valid at Independent Paint Dealer locations, as other discounts may apply.



Mountain Ranch



SUBDIVISION: Mountain Ranch

LOCATION: Mesa, AZ, 85212

Scheme 6A

| | |
|---|--|
| DET638 Sepia Tone Body RL#RL#935 | DE6217 Ancient Earth Pop Out/Fascia/Garage Door RL#RL#570 |
|---|--|

NOTES TO HOMEOWNERS:

COLOR DISCLAIMER: These color chips are produced as accurately as possible; however, actual paint colors may vary from these samples and from batch to batch. Paint colors are affected by many factors, including lighting, age, type of finish, type of surface, and adjacent colors. Some colors may require more than one coat for complete coverage. If final color appearance and color matches are critical, paint should be sampled on the actual surface before full application. Application of the paint constitutes acceptance of the color. Dunn-Edwards assumes no responsibility for color after application.

| | | | | | | | |
|---|--|--|---|---|--|--|--|
| <div><h3>Discount*</h3><p>Provide this account number and save up to 37% off LIST PRICE on Dunn-Edwards manufactured paint products.</p><div>188531-000</div></div> | <div><h3>CONVENIENT DUNN-EDWARDS STORE LOCATIONS</h3><table><tr><td>Queen Creek - 183 21373 S Ellsworth Loop (602) 733-6568</td><td>Mesa - 041 5959 E Southern Ave #4-5 (480) 985-3820</td><td>Val Vista - 139 1514 E Ray Rd (480) 857-2647</td></tr><tr><td></td><td></td><td></td></tr></table></div> | Queen Creek - 183 21373 S Ellsworth Loop (602) 733-6568 | Mesa - 041 5959 E Southern Ave #4-5 (480) 985-3820 | Val Vista - 139 1514 E Ray Rd (480) 857-2647 | | | |
| Queen Creek - 183 21373 S Ellsworth Loop (602) 733-6568 | Mesa - 041 5959 E Southern Ave #4-5 (480) 985-3820 | Val Vista - 139 1514 E Ray Rd (480) 857-2647 | | | | | |
| | | | | | | | |

COLOR USE ADVISORY: The color schemes presented are based on original color specifications approved by your community. Your community's color standards may have changed. Before undertaking your painting project, it is recommended that you seek approval of your color selections from the appropriate governing body for your community.

(888) DE PAINT®
dunnedwards.com

* Discount valid at Dunn-Edwards stores only. Offer not valid at Independent Paint Dealer locations, as other discounts may apply.



Mountain Ranch



SUBDIVISION: Mountain Ranch

LOCATION: Mesa, AZ, 85212

Scheme 6B

| | |
|---|--|
| <p>DE6217 Ancient Earth Body RL#RL#570</p> | <p>DET638 Sepia Tone Pop Out/Fascia/Garage Door RL#RL#935</p> |
|---|--|

NOTES TO HOMEOWNERS:

COLOR DISCLAIMER: These color chips are produced as accurately as possible; however, actual paint colors may vary from these samples and from batch to batch. Paint colors are affected by many factors, including lighting, age, type of finish, type of surface, and adjacent colors. Some colors may require more than one coat for complete coverage. If final color appearance and color matches are critical, paint should be sampled on the actual surface before full application. Application of the paint constitutes acceptance of the color. Dunn-Edwards assumes no responsibility for color after application.

| | | | | |
|--|--|--|---|---|
| <p>Discount*</p> <p>Provide this account number and save up to 37% off LIST PRICE on Dunn-Edwards manufactured paint products.</p> <p>188531-000</p> | <p>CONVENIENT DUNN-EDWARDS STORE LOCATIONS</p> <table><tr><td><p>Queen Creek - 183 21373 S Ellsworth Loop</p><p>(602) 733-6568</p></td><td><p>Mesa - 041 5959 E Southern Ave #4-5</p><p>(480) 985-3820</p></td><td><p>Val Vista - 139 1514 E Ray Rd</p><p>(480) 857-2647</p></td></tr></table> | <p>Queen Creek - 183 21373 S Ellsworth Loop</p> <p>(602) 733-6568</p> | <p>Mesa - 041 5959 E Southern Ave #4-5</p> <p>(480) 985-3820</p> | <p>Val Vista - 139 1514 E Ray Rd</p> <p>(480) 857-2647</p> |
| <p>Queen Creek - 183 21373 S Ellsworth Loop</p> <p>(602) 733-6568</p> | <p>Mesa - 041 5959 E Southern Ave #4-5</p> <p>(480) 985-3820</p> | <p>Val Vista - 139 1514 E Ray Rd</p> <p>(480) 857-2647</p> | | |

COLOR USE ADVISORY: The color schemes presented are based on original color specifications approved by your community. Your community's color standards may have changed. Before undertaking your painting project, it is recommended that you seek approval of your color selections from the appropriate governing body for your community.

(888) DE PAINT®
dunnedwards.com

* Discount valid at Dunn-Edwards stores only. Offer not valid at Independent Paint Dealer locations, as other discounts may apply.



Mountain Ranch



SUBDIVISION: Mountain Ranch

LOCATION: Mesa, AZ, 85212

Scheme 7A

| | |
|---|--|
| DE6198 Cream Wave Body RL#RL#512 | DET695 Grange Hall Pop Out/Fascia/Garage Door RL#RL#992 |
|---|--|

NOTES TO HOMEOWNERS:

COLOR DISCLAIMER: These color chips are produced as accurately as possible; however, actual paint colors may vary from these samples and from batch to batch. Paint colors are affected by many factors, including lighting, age, type of finish, type of surface, and adjacent colors. Some colors may require more than one coat for complete coverage. If final color appearance and color matches are critical, paint should be sampled on the actual surface before full application. Application of the paint constitutes acceptance of the color. Dunn-Edwards assumes no responsibility for color after application.

| | | | | | | | |
|--|--|--|---|---|--|--|--|
| <div><h3>Discount*</h3><p>Provide this account number and save up to 37% off LIST PRICE on Dunn-Edwards manufactured paint products.</p><p>188531-000</p></div> | <div><h3>CONVENIENT DUNN-EDWARDS STORE LOCATIONS</h3><table><tr><td>Queen Creek - 183 21373 S Ellsworth Loop (602) 733-6568</td><td>Mesa - 041 5959 E Southern Ave #4-5 (480) 985-3820</td><td>Val Vista - 139 1514 E Ray Rd (480) 857-2647</td></tr><tr><td></td><td></td><td></td></tr></table></div> | Queen Creek - 183 21373 S Ellsworth Loop (602) 733-6568 | Mesa - 041 5959 E Southern Ave #4-5 (480) 985-3820 | Val Vista - 139 1514 E Ray Rd (480) 857-2647 | | | |
| Queen Creek - 183 21373 S Ellsworth Loop (602) 733-6568 | Mesa - 041 5959 E Southern Ave #4-5 (480) 985-3820 | Val Vista - 139 1514 E Ray Rd (480) 857-2647 | | | | | |
| | | | | | | | |

COLOR USE ADVISORY: The color schemes presented are based on original color specifications approved by your community. Your community's color standards may have changed. Before undertaking your painting project, it is recommended that you seek approval of your color selections from the appropriate governing body for your community.

(888) DE PAINT®
dunnedwards.com

* Discount valid at Dunn-Edwards stores only. Offer not valid at Independent Paint Dealer locations, as other discounts may apply.



Mountain Ranch



SUBDIVISION: Mountain Ranch

LOCATION: Mesa, AZ, 85212

Scheme 7B

| | |
|--|---|
| DET695 Grange Hall Body RL#RL#992 | DE6198 Cream Wave Pop Out/Fascia/Garage Door RL#RL#512 |
|--|---|

NOTES TO HOMEOWNERS:

COLOR DISCLAIMER: These color chips are produced as accurately as possible; however, actual paint colors may vary from these samples and from batch to batch. Paint colors are affected by many factors, including lighting, age, type of finish, type of surface, and adjacent colors. Some colors may require more than one coat for complete coverage. If final color appearance and color matches are critical, paint should be sampled on the actual surface before full application. Application of the paint constitutes acceptance of the color. Dunn-Edwards assumes no responsibility for color after application.

| <h2>Discount*</h2> <p>Provide this account number and save up to 37% off LIST PRICE on Dunn-Edwards manufactured paint products.</p> <h1>188531-000</h1> | CONVENIENT DUNN-EDWARDS STORE LOCATIONS | | |
|--|--|---|---|
| | Queen Creek - 183 21373 S Ellsworth Loop (602) 733-6568 | Mesa - 041 5959 E Southern Ave #4-5 (480) 985-3820 | Val Vista - 139 1514 E Ray Rd (480) 857-2647 |
| | | | |

COLOR USE ADVISORY: The color schemes presented are based on original color specifications approved by your community. Your community's color standards may have changed. Before undertaking your painting project, it is recommended that you seek approval of your color selections from the appropriate governing body for your community.

(888) DE PAINT®
dunnedwards.com

* Discount valid at Dunn-Edwards stores only. Offer not valid at Independent Paint Dealer locations, as other discounts may apply.



THE #1 CHOICE OF PAINTING PROFESSIONALS®

Mountain Ranch



SUBDIVISION: Mountain Ranch

LOCATION: Mesa, AZ, 85212

Scheme 8A

| | |
|--|---|
| DET687 Caramelized Body RL#RL#984 | DE6141 Salt Box Pop Out/Fascia/Garage Door RL#RL#504 |
|--|---|

NOTES TO HOMEOWNERS:

COLOR DISCLAIMER: These color chips are produced as accurately as possible; however, actual paint colors may vary from these samples and from batch to batch. Paint colors are affected by many factors, including lighting, age, type of finish, type of surface, and adjacent colors. Some colors may require more than one coat for complete coverage. If final color appearance and color matches are critical, paint should be sampled on the actual surface before full application. Application of the paint constitutes acceptance of the color. Dunn-Edwards assumes no responsibility for color after application.

| | | | | | | | |
|--|--|--|---|---|--|--|--|
| <div><h3>Discount*</h3><p>Provide this account number and save up to 37% off LIST PRICE on Dunn-Edwards manufactured paint products.</p><p>188531-000</p></div> | <div><h3>CONVENIENT DUNN-EDWARDS STORE LOCATIONS</h3><table><tr><td>Queen Creek - 183 21373 S Ellsworth Loop (602) 733-6568</td><td>Mesa - 041 5959 E Southern Ave #4-5 (480) 985-3820</td><td>Val Vista - 139 1514 E Ray Rd (480) 857-2647</td></tr><tr><td></td><td></td><td></td></tr></table></div> | Queen Creek - 183 21373 S Ellsworth Loop (602) 733-6568 | Mesa - 041 5959 E Southern Ave #4-5 (480) 985-3820 | Val Vista - 139 1514 E Ray Rd (480) 857-2647 | | | |
| Queen Creek - 183 21373 S Ellsworth Loop (602) 733-6568 | Mesa - 041 5959 E Southern Ave #4-5 (480) 985-3820 | Val Vista - 139 1514 E Ray Rd (480) 857-2647 | | | | | |
| | | | | | | | |

COLOR USE ADVISORY: The color schemes presented are based on original color specifications approved by your community. Your community's color standards may have changed. Before undertaking your painting project, it is recommended that you seek approval of your color selections from the appropriate governing body for your community.

(888) DE PAINT®
dunnedwards.com

* Discount valid at Dunn-Edwards stores only. Offer not valid at Independent Paint Dealer locations, as other discounts may apply.



Mountain Ranch



SUBDIVISION: Mountain Ranch

LOCATION: Mesa, AZ, 85212

Scheme 8B

| | |
|---|--|
| DE6141 Salt Box Body RL#RL#504 | DET687 Caramelized Pop Out/Fascia/Garage Door RL#RL#984 |
|---|--|

NOTES TO HOMEOWNERS:

COLOR DISCLAIMER: These color chips are produced as accurately as possible; however, actual paint colors may vary from these samples and from batch to batch. Paint colors are affected by many factors, including lighting, age, type of finish, type of surface, and adjacent colors. Some colors may require more than one coat for complete coverage. If final color appearance and color matches are critical, paint should be sampled on the actual surface before full application. Application of the paint constitutes acceptance of the color. Dunn-Edwards assumes no responsibility for color after application.

| | | | | | | | |
|--|---|--|---|---|--|--|--|
| <div>Discount*</div> <div>Provide this account number and save up to 37% off LIST PRICE on Dunn-Edwards manufactured paint products.</div> <div>188531-000</div> | <div>CONVENIENT DUNN-EDWARDS STORE LOCATIONS</div> <table><tr><td>Queen Creek - 183 21373 S Ellsworth Loop (602) 733-6568</td><td>Mesa - 041 5959 E Southern Ave #4-5 (480) 985-3820</td><td>Val Vista - 139 1514 E Ray Rd (480) 857-2647</td></tr><tr><td></td><td></td><td></td></tr></table> | Queen Creek - 183 21373 S Ellsworth Loop (602) 733-6568 | Mesa - 041 5959 E Southern Ave #4-5 (480) 985-3820 | Val Vista - 139 1514 E Ray Rd (480) 857-2647 | | | |
| Queen Creek - 183 21373 S Ellsworth Loop (602) 733-6568 | Mesa - 041 5959 E Southern Ave #4-5 (480) 985-3820 | Val Vista - 139 1514 E Ray Rd (480) 857-2647 | | | | | |
| | | | | | | | |

COLOR USE ADVISORY: The color schemes presented are based on original color specifications approved by your community. Your community's color standards may have changed. Before undertaking your painting project, it is recommended that you seek approval of your color selections from the appropriate governing body for your community.

(888) DE PAINT®
dunnedwards.com

* Discount valid at Dunn-Edwards stores only. Offer not valid at Independent Paint Dealer locations, as other discounts may apply.



Mountain Ranch



SUBDIVISION: Mountain Ranch

LOCATION: Mesa, AZ, 85212

Scheme 9A

| | |
|---|--|
| DEC746 Apache Tan Body RL#RL#629 | DEC760 Desert Gray Pop Out/Fascia/Garage Door RL#RL#600 |
|---|--|

NOTES TO HOMEOWNERS:

COLOR DISCLAIMER: These color chips are produced as accurately as possible; however, actual paint colors may vary from these samples and from batch to batch. Paint colors are affected by many factors, including lighting, age, type of finish, type of surface, and adjacent colors. Some colors may require more than one coat for complete coverage. If final color appearance and color matches are critical, paint should be sampled on the actual surface before full application. Application of the paint constitutes acceptance of the color. Dunn-Edwards assumes no responsibility for color after application.

| | | | | | | | |
|---|--|--|---|---|--|--|--|
| <div><h3>Discount*</h3><p>Provide this account number and save up to 37% off LIST PRICE on Dunn-Edwards manufactured paint products.</p><div>188531-000</div></div> | <div><h3>CONVENIENT DUNN-EDWARDS STORE LOCATIONS</h3><table><tr><td>Queen Creek - 183 21373 S Ellsworth Loop (602) 733-6568</td><td>Mesa - 041 5959 E Southern Ave #4-5 (480) 985-3820</td><td>Val Vista - 139 1514 E Ray Rd (480) 857-2647</td></tr><tr><td></td><td></td><td></td></tr></table></div> | Queen Creek - 183 21373 S Ellsworth Loop (602) 733-6568 | Mesa - 041 5959 E Southern Ave #4-5 (480) 985-3820 | Val Vista - 139 1514 E Ray Rd (480) 857-2647 | | | |
| Queen Creek - 183 21373 S Ellsworth Loop (602) 733-6568 | Mesa - 041 5959 E Southern Ave #4-5 (480) 985-3820 | Val Vista - 139 1514 E Ray Rd (480) 857-2647 | | | | | |
| | | | | | | | |

COLOR USE ADVISORY: The color schemes presented are based on original color specifications approved by your community. Your community's color standards may have changed. Before undertaking your painting project, it is recommended that you seek approval of your color selections from the appropriate governing body for your community.

(888) DE PAINT®
dunnedwards.com

* Discount valid at Dunn-Edwards stores only. Offer not valid at Independent Paint Dealer locations, as other discounts may apply.



Mountain Ranch



SUBDIVISION: Mountain Ranch

LOCATION: Mesa, AZ, 85212

Scheme 9B

| | |
|--|---|
| DEC760 Desert Gray Body RL#RL#600 | DEC746 Apache Tan Pop Out/Fascia/Garage Door RL#RL#629 |
|--|---|

NOTES TO HOMEOWNERS:

COLOR DISCLAIMER: These color chips are produced as accurately as possible; however, actual paint colors may vary from these samples and from batch to batch. Paint colors are affected by many factors, including lighting, age, type of finish, type of surface, and adjacent colors. Some colors may require more than one coat for complete coverage. If final color appearance and color matches are critical, paint should be sampled on the actual surface before full application. Application of the paint constitutes acceptance of the color. Dunn-Edwards assumes no responsibility for color after application.

| | | | | | | | |
|---|--|--|---|---|--|--|--|
| <div><h3>Discount*</h3><p>Provide this account number and save up to 37% off LIST PRICE on Dunn-Edwards manufactured paint products.</p><div>188531-000</div></div> | <div><h3>CONVENIENT DUNN-EDWARDS STORE LOCATIONS</h3><table><tr><td>Queen Creek - 183 21373 S Ellsworth Loop (602) 733-6568</td><td>Mesa - 041 5959 E Southern Ave #4-5 (480) 985-3820</td><td>Val Vista - 139 1514 E Ray Rd (480) 857-2647</td></tr><tr><td></td><td></td><td></td></tr></table></div> | Queen Creek - 183 21373 S Ellsworth Loop (602) 733-6568 | Mesa - 041 5959 E Southern Ave #4-5 (480) 985-3820 | Val Vista - 139 1514 E Ray Rd (480) 857-2647 | | | |
| Queen Creek - 183 21373 S Ellsworth Loop (602) 733-6568 | Mesa - 041 5959 E Southern Ave #4-5 (480) 985-3820 | Val Vista - 139 1514 E Ray Rd (480) 857-2647 | | | | | |
| | | | | | | | |

COLOR USE ADVISORY: The color schemes presented are based on original color specifications approved by your community. Your community's color standards may have changed. Before undertaking your painting project, it is recommended that you seek approval of your color selections from the appropriate governing body for your community.

(888) DE PAINT®
dunnedwards.com

* Discount valid at Dunn-Edwards stores only. Offer not valid at Independent Paint Dealer locations, as other discounts may apply.



Mountain Ranch



SUBDIVISION: Mountain Ranch

LOCATION: Mesa, AZ, 85212

Scheme 10A

| | |
|--|--|
| <p>DEC718 Mesa Tan Body RL#RL#687</p> | <p>DEC763 Oatmeal Cookie Pop Out/Fascia/Garage Door RL#RL#615</p> |
|--|--|

NOTES TO HOMEOWNERS:

COLOR DISCLAIMER: These color chips are produced as accurately as possible; however, actual paint colors may vary from these samples and from batch to batch. Paint colors are affected by many factors, including lighting, age, type of finish, type of surface, and adjacent colors. Some colors may require more than one coat for complete coverage. If final color appearance and color matches are critical, paint should be sampled on the actual surface before full application. Application of the paint constitutes acceptance of the color. Dunn-Edwards assumes no responsibility for color after application.

| | | | | |
|---|---|--|---|---|
| <div><h3>Discount*</h3><p>Provide this account number and save up to 37% off LIST PRICE on Dunn-Edwards manufactured paint products.</p><div>188531-000</div></div> | <div><h3>CONVENIENT DUNN-EDWARDS STORE LOCATIONS</h3><table><tr><td><p>Queen Creek - 183 21373 S Ellsworth Loop</p><p>(602) 733-6568</p></td><td><p>Mesa - 041 5959 E Southern Ave #4-5</p><p>(480) 985-3820</p></td><td><p>Val Vista - 139 1514 E Ray Rd</p><p>(480) 857-2647</p></td></tr></table></div> | <p>Queen Creek - 183 21373 S Ellsworth Loop</p> <p>(602) 733-6568</p> | <p>Mesa - 041 5959 E Southern Ave #4-5</p> <p>(480) 985-3820</p> | <p>Val Vista - 139 1514 E Ray Rd</p> <p>(480) 857-2647</p> |
| <p>Queen Creek - 183 21373 S Ellsworth Loop</p> <p>(602) 733-6568</p> | <p>Mesa - 041 5959 E Southern Ave #4-5</p> <p>(480) 985-3820</p> | <p>Val Vista - 139 1514 E Ray Rd</p> <p>(480) 857-2647</p> | | |

COLOR USE ADVISORY: The color schemes presented are based on original color specifications approved by your community. Your community's color standards may have changed. Before undertaking your painting project, it is recommended that you seek approval of your color selections from the appropriate governing body for your community.

(888) DE PAINT®
dunnedwards.com

* Discount valid at Dunn-Edwards stores only. Offer not valid at Independent Paint Dealer locations, as other discounts may apply.



Mountain Ranch



SUBDIVISION: Mountain Ranch

LOCATION: Mesa, AZ, 85212

Scheme 10B

| | |
|---|---|
| DEC763 Oatmeal Cookie Body RL#RL#615 | DEC718 Mesa Tan Pop Out/Fascia/Garage Door RL#RL#687 |
|---|---|

NOTES TO HOMEOWNERS:

COLOR DISCLAIMER: These color chips are produced as accurately as possible; however, actual paint colors may vary from these samples and from batch to batch. Paint colors are affected by many factors, including lighting, age, type of finish, type of surface, and adjacent colors. Some colors may require more than one coat for complete coverage. If final color appearance and color matches are critical, paint should be sampled on the actual surface before full application. Application of the paint constitutes acceptance of the color. Dunn-Edwards assumes no responsibility for color after application.

| | | | | | | | |
|--|--|--|---|---|--|--|--|
| <div><h3>Discount*</h3><p>Provide this account number and save up to 37% off LIST PRICE on Dunn-Edwards manufactured paint products.</p><p>188531-000</p></div> | <div><h3>CONVENIENT DUNN-EDWARDS STORE LOCATIONS</h3><table><tr><td>Queen Creek - 183 21373 S Ellsworth Loop (602) 733-6568</td><td>Mesa - 041 5959 E Southern Ave #4-5 (480) 985-3820</td><td>Val Vista - 139 1514 E Ray Rd (480) 857-2647</td></tr><tr><td></td><td></td><td></td></tr></table></div> | Queen Creek - 183 21373 S Ellsworth Loop (602) 733-6568 | Mesa - 041 5959 E Southern Ave #4-5 (480) 985-3820 | Val Vista - 139 1514 E Ray Rd (480) 857-2647 | | | |
| Queen Creek - 183 21373 S Ellsworth Loop (602) 733-6568 | Mesa - 041 5959 E Southern Ave #4-5 (480) 985-3820 | Val Vista - 139 1514 E Ray Rd (480) 857-2647 | | | | | |
| | | | | | | | |

COLOR USE ADVISORY: The color schemes presented are based on original color specifications approved by your community. Your community's color standards may have changed. Before undertaking your painting project, it is recommended that you seek approval of your color selections from the appropriate governing body for your community.

(888) DE PAINT®
dunnedwards.com

* Discount valid at Dunn-Edwards stores only. Offer not valid at Independent Paint Dealer locations, as other discounts may apply.



THE #1 CHOICE OF PAINTING PROFESSIONALS®

Mountain Ranch



SUBDIVISION: Mountain Ranch

LOCATION: Mesa, AZ, 85212

Scheme 11A

| | |
|--|--|
| DE6130 Wooded Acre Body RL#RL#558 | DE6127 Finest Silk Pop Out/Fascia/Garage Door RL#RL#502 |
|--|--|

NOTES TO HOMEOWNERS:

COLOR DISCLAIMER: These color chips are produced as accurately as possible; however, actual paint colors may vary from these samples and from batch to batch. Paint colors are affected by many factors, including lighting, age, type of finish, type of surface, and adjacent colors. Some colors may require more than one coat for complete coverage. If final color appearance and color matches are critical, paint should be sampled on the actual surface before full application. Application of the paint constitutes acceptance of the color. Dunn-Edwards assumes no responsibility for color after application.

| | | | | | | | |
|--|--|--|---|---|--|--|--|
| <div><h3>Discount*</h3><p>Provide this account number and save up to 37% off LIST PRICE on Dunn-Edwards manufactured paint products.</p><p>188531-000</p></div> | <div><h3>CONVENIENT DUNN-EDWARDS STORE LOCATIONS</h3><table><tr><td>Queen Creek - 183 21373 S Ellsworth Loop (602) 733-6568</td><td>Mesa - 041 5959 E Southern Ave #4-5 (480) 985-3820</td><td>Val Vista - 139 1514 E Ray Rd (480) 857-2647</td></tr><tr><td></td><td></td><td></td></tr></table></div> | Queen Creek - 183 21373 S Ellsworth Loop (602) 733-6568 | Mesa - 041 5959 E Southern Ave #4-5 (480) 985-3820 | Val Vista - 139 1514 E Ray Rd (480) 857-2647 | | | |
| Queen Creek - 183 21373 S Ellsworth Loop (602) 733-6568 | Mesa - 041 5959 E Southern Ave #4-5 (480) 985-3820 | Val Vista - 139 1514 E Ray Rd (480) 857-2647 | | | | | |
| | | | | | | | |

COLOR USE ADVISORY: The color schemes presented are based on original color specifications approved by your community. Your community's color standards may have changed. Before undertaking your painting project, it is recommended that you seek approval of your color selections from the appropriate governing body for your community.

(888) DE PAINT®
dunnedwards.com

* Discount valid at Dunn-Edwards stores only. Offer not valid at Independent Paint Dealer locations, as other discounts may apply.



Mountain Ranch



SUBDIVISION: Mountain Ranch

LOCATION: Mesa, AZ, 85212

Scheme 11B

| | |
|--|--|
| DE6127 Finest Silk Body RL#RL#502 | DE6130 Wooded Acre Pop Out/Fascia/Garage Door RL#RL#558 |
|--|--|

NOTES TO HOMEOWNERS:

COLOR DISCLAIMER: These color chips are produced as accurately as possible; however, actual paint colors may vary from these samples and from batch to batch. Paint colors are affected by many factors, including lighting, age, type of finish, type of surface, and adjacent colors. Some colors may require more than one coat for complete coverage. If final color appearance and color matches are critical, paint should be sampled on the actual surface before full application. Application of the paint constitutes acceptance of the color. Dunn-Edwards assumes no responsibility for color after application.

| | | | | | | | |
|---|--|--|---|---|--|--|--|
| <div><h3>Discount*</h3><p>Provide this account number and save up to 37% off LIST PRICE on Dunn-Edwards manufactured paint products.</p><div>188531-000</div></div> | <div><h3>CONVENIENT DUNN-EDWARDS STORE LOCATIONS</h3><table><tr><td>Queen Creek - 183 21373 S Ellsworth Loop (602) 733-6568</td><td>Mesa - 041 5959 E Southern Ave #4-5 (480) 985-3820</td><td>Val Vista - 139 1514 E Ray Rd (480) 857-2647</td></tr><tr><td></td><td></td><td></td></tr></table></div> | Queen Creek - 183 21373 S Ellsworth Loop (602) 733-6568 | Mesa - 041 5959 E Southern Ave #4-5 (480) 985-3820 | Val Vista - 139 1514 E Ray Rd (480) 857-2647 | | | |
| Queen Creek - 183 21373 S Ellsworth Loop (602) 733-6568 | Mesa - 041 5959 E Southern Ave #4-5 (480) 985-3820 | Val Vista - 139 1514 E Ray Rd (480) 857-2647 | | | | | |
| | | | | | | | |

COLOR USE ADVISORY: The color schemes presented are based on original color specifications approved by your community. Your community's color standards may have changed. Before undertaking your painting project, it is recommended that you seek approval of your color selections from the appropriate governing body for your community.

(888) DE PAINT®
dunnedwards.com

* Discount valid at Dunn-Edwards stores only. Offer not valid at Independent Paint Dealer locations, as other discounts may apply.



Mountain Ranch



SUBDIVISION: Mountain Ranch

LOCATION: Mesa, AZ, 85212

Scheme 12A

| | |
|--|---|
| | DE6219 Crystal Haze Pop Out/Garage Door/Fascia RL#RL#515 |
| | DET626 Metal Fringe Fascia RL#RL#923 |
| DET627 Pewter Patter Body RL#RL#924 | |

NOTES TO HOMEOWNERS:

COLOR DISCLAIMER: These color chips are produced as accurately as possible; however, actual paint colors may vary from these samples and from batch to batch. Paint colors are affected by many factors, including lighting, age, type of finish, type of surface, and adjacent colors. Some colors may require more than one coat for complete coverage. If final color appearance and color matches are critical, paint should be sampled on the actual surface before full application. Application of the paint constitutes acceptance of the color. Dunn-Edwards assumes no responsibility for color after application.

Discount*

Provide this account number and save up to 37% off LIST PRICE on Dunn-Edwards manufactured paint products.

188531-000

CONVENIENT DUNN-EDWARDS STORE LOCATIONS

| | | |
|--|---|---|
| Queen Creek - 183 21373 S Ellsworth Loop (602) 733-6568 | Mesa - 041 5959 E Southern Ave #4-5 (480) 985-3820 | Val Vista - 139 1514 E Ray Rd (480) 857-2647 |
| | | |

COLOR USE ADVISORY: The color schemes presented are based on original color specifications approved by your community. Your community's color standards may have changed. Before undertaking your painting project, it is recommended that you seek approval of your color selections from the appropriate governing body for your community.

(888) DE PAINT®
dunnedwards.com

* Discount valid at Dunn-Edwards stores only. Offer not valid at Independent Paint Dealer locations, as other discounts may apply.



Mountain Ranch



SUBDIVISION: Mountain Ranch

LOCATION: Mesa, AZ, 85212

Scheme 12B

| | |
|---|--|
| | DET627 Pewter Patter Pop Out/Garage Door/Fascia RL#RL#924 |
| | DET626 Metal Fringe Fascia RL#RL#923 |
| DE6219 Crystal Haze Body RL#RL#515 | |

NOTES TO HOMEOWNERS:

COLOR DISCLAIMER: These color chips are produced as accurately as possible; however, actual paint colors may vary from these samples and from batch to batch. Paint colors are affected by many factors, including lighting, age, type of finish, type of surface, and adjacent colors. Some colors may require more than one coat for complete coverage. If final color appearance and color matches are critical, paint should be sampled on the actual surface before full application. Application of the paint constitutes acceptance of the color. Dunn-Edwards assumes no responsibility for color after application.

Discount*

Provide this account number and save up to 37% off LIST PRICE on Dunn-Edwards manufactured paint products.

188531-000

CONVENIENT DUNN-EDWARDS STORE LOCATIONS

| | | |
|--|---|---|
| Queen Creek - 183 21373 S Ellsworth Loop (602) 733-6568 | Mesa - 041 5959 E Southern Ave #4-5 (480) 985-3820 | Val Vista - 139 1514 E Ray Rd (480) 857-2647 |
| | | |

COLOR USE ADVISORY: The color schemes presented are based on original color specifications approved by your community. Your community's color standards may have changed. Before undertaking your painting project, it is recommended that you seek approval of your color selections from the appropriate governing body for your community.

(888) DE PAINT®
dunnedwards.com

* Discount valid at Dunn-Edwards stores only. Offer not valid at Independent Paint Dealer locations, as other discounts may apply.



Mountain Ranch



SUBDIVISION: Mountain Ranch

LOCATION: Mesa, AZ, 85212

Scheme 13A

| | |
|--|---|
| | DE6215 Wooden Peg Pop Out/Garage Door/Fascia RL#RL#570 |
| | DE6392 Mink Fascia RL#RL#595 |
| DE6214 Pigeon Gray Body RL#RL#570 | |

NOTES TO HOMEOWNERS:

COLOR DISCLAIMER: These color chips are produced as accurately as possible; however, actual paint colors may vary from these samples and from batch to batch. Paint colors are affected by many factors, including lighting, age, type of finish, type of surface, and adjacent colors. Some colors may require more than one coat for complete coverage. If final color appearance and color matches are critical, paint should be sampled on the actual surface before full application. Application of the paint constitutes acceptance of the color. Dunn-Edwards assumes no responsibility for color after application.

Discount*

Provide this account number and save up to 37% off LIST PRICE on Dunn-Edwards manufactured paint products.

188531-000

CONVENIENT DUNN-EDWARDS STORE LOCATIONS

| | | |
|--|---|---|
| Queen Creek - 183 21373 S Ellsworth Loop (602) 733-6568 | Mesa - 041 5959 E Southern Ave #4-5 (480) 985-3820 | Val Vista - 139 1514 E Ray Rd (480) 857-2647 |
| | | |

COLOR USE ADVISORY: The color schemes presented are based on original color specifications approved by your community. Your community's color standards may have changed. Before undertaking your painting project, it is recommended that you seek approval of your color selections from the appropriate governing body for your community.

(888) DE PAINT®
dunnedwards.com

* Discount valid at Dunn-Edwards stores only. Offer not valid at Independent Paint Dealer locations, as other discounts may apply.



Mountain Ranch



SUBDIVISION: Mountain Ranch

LOCATION: Mesa, AZ, 85212

Scheme 13B

| | |
|--|---|
| | DE6214 Pigeon Gray Pop Out/Garage Door/Fascia RL#RL#570 |
| | DE6392 Mink Fascia RL#RL#595 |
| DE6215 Wooden Peg Body RL#RL#570 | |

NOTES TO HOMEOWNERS:

COLOR DISCLAIMER: These color chips are produced as accurately as possible; however, actual paint colors may vary from these samples and from batch to batch. Paint colors are affected by many factors, including lighting, age, type of finish, type of surface, and adjacent colors. Some colors may require more than one coat for complete coverage. If final color appearance and color matches are critical, paint should be sampled on the actual surface before full application. Application of the paint constitutes acceptance of the color. Dunn-Edwards assumes no responsibility for color after application.

| | | | | |
|--|---|---|--|--|
| <div>Discount*</div> <div>Provide this account number and save up to 37% off LIST PRICE on Dunn-Edwards manufactured paint products.</div> <div>188531-000</div> | <div>CONVENIENT DUNN-EDWARDS STORE LOCATIONS</div> <table><tr><td><div>Queen Creek - 183 21373 S Ellsworth Loop</div><div>(602) 733-6568</div><div></div></td><td><div>Mesa - 041 5959 E Southern Ave #4-5</div><div>(480) 985-3820</div><div></div></td><td><div>Val Vista - 139 1514 E Ray Rd</div><div>(480) 857-2647</div><div></div></td></tr></table> | <div>Queen Creek - 183 21373 S Ellsworth Loop</div> <div>(602) 733-6568</div> <div></div> | <div>Mesa - 041 5959 E Southern Ave #4-5</div> <div>(480) 985-3820</div> <div></div> | <div>Val Vista - 139 1514 E Ray Rd</div> <div>(480) 857-2647</div> <div></div> |
| <div>Queen Creek - 183 21373 S Ellsworth Loop</div> <div>(602) 733-6568</div> <div></div> | <div>Mesa - 041 5959 E Southern Ave #4-5</div> <div>(480) 985-3820</div> <div></div> | <div>Val Vista - 139 1514 E Ray Rd</div> <div>(480) 857-2647</div> <div></div> | | |

COLOR USE ADVISORY: The color schemes presented are based on original color specifications approved by your community. Your community's color standards may have changed. Before undertaking your painting project, it is recommended that you seek approval of your color selections from the appropriate governing body for your community.

(888) DE PAINT®
dunnedwards.com

* Discount valid at Dunn-Edwards stores only. Offer not valid at Independent Paint Dealer locations, as other discounts may apply.



Mountain Ranch



SUBDIVISION: Mountain Ranch

LOCATION: Mesa, AZ, 85212

Scheme 14A

| | |
|---|---|
| | DEC765 Bone Pop Out/Garage Door/Fascia RL#RL#625 |
| | DE6398 Louisiana Mud Fascia RL#RL#596 |
| DEC770 Drifting Body RL#RL#650 | |

NOTES TO HOMEOWNERS:

COLOR DISCLAIMER: These color chips are produced as accurately as possible; however, actual paint colors may vary from these samples and from batch to batch. Paint colors are affected by many factors, including lighting, age, type of finish, type of surface, and adjacent colors. Some colors may require more than one coat for complete coverage. If final color appearance and color matches are critical, paint should be sampled on the actual surface before full application. Application of the paint constitutes acceptance of the color. Dunn-Edwards assumes no responsibility for color after application.

Discount*

Provide this account number and save up to 37% off LIST PRICE on Dunn-Edwards manufactured paint products.

188531-000

CONVENIENT DUNN-EDWARDS STORE LOCATIONS

| | | |
|--|---|---|
| Queen Creek - 183 21373 S Ellsworth Loop (602) 733-6568 | Mesa - 041 5959 E Southern Ave #4-5 (480) 985-3820 | Val Vista - 139 1514 E Ray Rd (480) 857-2647 |
| | | |

COLOR USE ADVISORY: The color schemes presented are based on original color specifications approved by your community. Your community's color standards may have changed. Before undertaking your painting project, it is recommended that you seek approval of your color selections from the appropriate governing body for your community.

(888) DE PAINT®
dunnedwards.com

* Discount valid at Dunn-Edwards stores only. Offer not valid at Independent Paint Dealer locations, as other discounts may apply.



Mountain Ranch



SUBDIVISION: Mountain Ranch

LOCATION: Mesa, AZ, 85212

Scheme 14B

| | |
|---|---|
| | DEC770 Drifting Pop Out/Garage Door/Fascia RL#RL#650 |
| | DE6398 Louisiana Mud Fascia RL#RL#596 |
| DEC765 Bone Body RL#RL#625 | |

NOTES TO HOMEOWNERS:

COLOR DISCLAIMER: These color chips are produced as accurately as possible; however, actual paint colors may vary from these samples and from batch to batch. Paint colors are affected by many factors, including lighting, age, type of finish, type of surface, and adjacent colors. Some colors may require more than one coat for complete coverage. If final color appearance and color matches are critical, paint should be sampled on the actual surface before full application. Application of the paint constitutes acceptance of the color. Dunn-Edwards assumes no responsibility for color after application.

Discount*

Provide this account number and save up to 37% off LIST PRICE on Dunn-Edwards manufactured paint products.

188531-000

CONVENIENT DUNN-EDWARDS STORE LOCATIONS

| | | |
|--|---|---|
| Queen Creek - 183 21373 S Ellsworth Loop (602) 733-6568 | Mesa - 041 5959 E Southern Ave #4-5 (480) 985-3820 | Val Vista - 139 1514 E Ray Rd (480) 857-2647 |
| | | |

COLOR USE ADVISORY: The color schemes presented are based on original color specifications approved by your community. Your community's color standards may have changed. Before undertaking your painting project, it is recommended that you seek approval of your color selections from the appropriate governing body for your community.

(888) DE PAINT®
dunnedwards.com

* Discount valid at Dunn-Edwards stores only. Offer not valid at Independent Paint Dealer locations, as other discounts may apply.



Mountain Ranch



SUBDIVISION: Mountain Ranch

LOCATION: Mesa, AZ, 85212

Scheme 15A

| | |
|--|---|
| | DE6149 Cream Washed Pop Out/Garage Door/Fascia RL#RL#505 |
| | DE6112 Cedar Chest Fascia RL#RL#555 |
| DEC743 High Noon Body RL#RL#614 | |

NOTES TO HOMEOWNERS:

COLOR DISCLAIMER: These color chips are produced as accurately as possible; however, actual paint colors may vary from these samples and from batch to batch. Paint colors are affected by many factors, including lighting, age, type of finish, type of surface, and adjacent colors. Some colors may require more than one coat for complete coverage. If final color appearance and color matches are critical, paint should be sampled on the actual surface before full application. Application of the paint constitutes acceptance of the color. Dunn-Edwards assumes no responsibility for color after application.

Discount*

Provide this account number and save up to 37% off LIST PRICE on Dunn-Edwards manufactured paint products.

188531-000

CONVENIENT DUNN-EDWARDS STORE LOCATIONS

| | | |
|--|---|---|
| Queen Creek - 183 21373 S Ellsworth Loop (602) 733-6568 | Mesa - 041 5959 E Southern Ave #4-5 (480) 985-3820 | Val Vista - 139 1514 E Ray Rd (480) 857-2647 |
| | | |

COLOR USE ADVISORY: The color schemes presented are based on original color specifications approved by your community. Your community's color standards may have changed. Before undertaking your painting project, it is recommended that you seek approval of your color selections from the appropriate governing body for your community.

(888) DE PAINT®
dunnedwards.com

* Discount valid at Dunn-Edwards stores only. Offer not valid at Independent Paint Dealer locations, as other discounts may apply.



Mountain Ranch



SUBDIVISION: Mountain Ranch

LOCATION: Mesa, AZ, 85212

Scheme 15B

| | |
|---|--|
| | DEC743 High Noon Pop Out/Garage Door/Fascia RL#RL#614 |
| | DE6112 Cedar Chest Fascia RL#RL#555 |
| DE6149 Cream Washed Body RL#RL#505 | |

NOTES TO HOMEOWNERS:

COLOR DISCLAIMER: These color chips are produced as accurately as possible; however, actual paint colors may vary from these samples and from batch to batch. Paint colors are affected by many factors, including lighting, age, type of finish, type of surface, and adjacent colors. Some colors may require more than one coat for complete coverage. If final color appearance and color matches are critical, paint should be sampled on the actual surface before full application. Application of the paint constitutes acceptance of the color. Dunn-Edwards assumes no responsibility for color after application.

Discount*

Provide this account number and save up to 37% off LIST PRICE on Dunn-Edwards manufactured paint products.

188531-000

CONVENIENT DUNN-EDWARDS STORE LOCATIONS

Queen Creek - 183
21373 S Ellsworth Loop

(602) 733-6568

Mesa - 041
5959 E Southern Ave #4-5

(480) 985-3820

Val Vista - 139
1514 E Ray Rd

(480) 857-2647

COLOR USE ADVISORY: The color schemes presented are based on original color specifications approved by your community. Your community's color standards may have changed. Before undertaking your painting project, it is recommended that you seek approval of your color selections from the appropriate governing body for your community.

(888) DE PAINT®
dunnedwards.com

* Discount valid at Dunn-Edwards stores only. Offer not valid at Independent Paint Dealer locations, as other discounts may apply.

Mountain Ranch



SUBDIVISION: Mountain Ranch

LOCATION: Mesa, AZ, 85212

Scheme 16A

| | |
|---|--|
| | DE6124 Whole Wheat Pop Out/Garage Door/Fascia RL#RL#557 |
| | DE6077 Deep Brown Fascia RL#RL#550 |
| DEC748 Oyster Body RL#RL#639 | |

NOTES TO HOMEOWNERS:

COLOR DISCLAIMER: These color chips are produced as accurately as possible; however, actual paint colors may vary from these samples and from batch to batch. Paint colors are affected by many factors, including lighting, age, type of finish, type of surface, and adjacent colors. Some colors may require more than one coat for complete coverage. If final color appearance and color matches are critical, paint should be sampled on the actual surface before full application. Application of the paint constitutes acceptance of the color. Dunn-Edwards assumes no responsibility for color after application.

Discount*

Provide this account number and save up to 37% off LIST PRICE on Dunn-Edwards manufactured paint products.

188531-000

CONVENIENT DUNN-EDWARDS STORE LOCATIONS

| | | |
|--|---|---|
| Queen Creek - 183 21373 S Ellsworth Loop (602) 733-6568 | Mesa - 041 5959 E Southern Ave #4-5 (480) 985-3820 | Val Vista - 139 1514 E Ray Rd (480) 857-2647 |
| | | |

COLOR USE ADVISORY: The color schemes presented are based on original color specifications approved by your community. Your community's color standards may have changed. Before undertaking your painting project, it is recommended that you seek approval of your color selections from the appropriate governing body for your community.

(888) DE PAINT®
dunnedwards.com

* Discount valid at Dunn-Edwards stores only. Offer not valid at Independent Paint Dealer locations, as other discounts may apply.



Mountain Ranch



SUBDIVISION: Mountain Ranch

LOCATION: Mesa, AZ, 85212

Scheme 16B

| | |
|--|---|
| | DEC748 Oyster Pop Out/Garage Door/Fascia RL#RL#639 |
| | DE6077 Deep Brown Fascia RL#RL#550 |
| DE6124 Whole Wheat Body RL#RL#557 | |

NOTES TO HOMEOWNERS:

COLOR DISCLAIMER: These color chips are produced as accurately as possible; however, actual paint colors may vary from these samples and from batch to batch. Paint colors are affected by many factors, including lighting, age, type of finish, type of surface, and adjacent colors. Some colors may require more than one coat for complete coverage. If final color appearance and color matches are critical, paint should be sampled on the actual surface before full application. Application of the paint constitutes acceptance of the color. Dunn-Edwards assumes no responsibility for color after application.

Discount*

Provide this account number and save up to 37% off LIST PRICE on Dunn-Edwards manufactured paint products.

188531-000

CONVENIENT DUNN-EDWARDS STORE LOCATIONS

| | | |
|--|---|---|
| Queen Creek - 183 21373 S Ellsworth Loop (602) 733-6568 | Mesa - 041 5959 E Southern Ave #4-5 (480) 985-3820 | Val Vista - 139 1514 E Ray Rd (480) 857-2647 |
| | | |

COLOR USE ADVISORY: The color schemes presented are based on original color specifications approved by your community. Your community's color standards may have changed. Before undertaking your painting project, it is recommended that you seek approval of your color selections from the appropriate governing body for your community.

(888) DE PAINT®
dunnedwards.com

* Discount valid at Dunn-Edwards stores only. Offer not valid at Independent Paint Dealer locations, as other discounts may apply.



Mountain Ranch



SUBDIVISION: Mountain Ranch

LOCATION: Mesa, AZ, 85212

Scheme 17A

| | |
|--|--|
| | DE6233 Limestone Pop Out/Garage Door/Fascia RL#RL#517 |
| | DEC756 Weathered Brown Fascia RL#RL#679 |
| DE6229 Calico Rock Body RL#RL#572 | |

NOTES TO HOMEOWNERS:

COLOR DISCLAIMER: These color chips are produced as accurately as possible; however, actual paint colors may vary from these samples and from batch to batch. Paint colors are affected by many factors, including lighting, age, type of finish, type of surface, and adjacent colors. Some colors may require more than one coat for complete coverage. If final color appearance and color matches are critical, paint should be sampled on the actual surface before full application. Application of the paint constitutes acceptance of the color. Dunn-Edwards assumes no responsibility for color after application.

| <h2>Discount*</h2> <p>Provide this account number and save up to 37% off LIST PRICE on Dunn-Edwards manufactured paint products.</p> <h1>188531-000</h1> | CONVENIENT DUNN-EDWARDS STORE LOCATIONS | | |
|--|--|---|---|
| | Queen Creek - 183 21373 S Ellsworth Loop (602) 733-6568 | Mesa - 041 5959 E Southern Ave #4-5 (480) 985-3820 | Val Vista - 139 1514 E Ray Rd (480) 857-2647 |
| | | | |

COLOR USE ADVISORY: The color schemes presented are based on original color specifications approved by your community. Your community's color standards may have changed. Before undertaking your painting project, it is recommended that you seek approval of your color selections from the appropriate governing body for your community.

(888) DE PAINT®
dunnedwards.com

* Discount valid at Dunn-Edwards stores only. Offer not valid at Independent Paint Dealer locations, as other discounts may apply.



THE #1 CHOICE OF PAINTING PROFESSIONALS®

Mountain Ranch



SUBDIVISION: Mountain Ranch

LOCATION: Mesa, AZ, 85212

Scheme 17B

| | |
|--|--|
| | DE6229 Calico Rock Pop Out/Garage Door/Fascia RL#RL#572 |
| | DEC756 Weathered Brown Fascia RL#RL#679 |
| DE6233 Limestone Body RL#RL#517 | |

NOTES TO HOMEOWNERS:

COLOR DISCLAIMER: These color chips are produced as accurately as possible; however, actual paint colors may vary from these samples and from batch to batch. Paint colors are affected by many factors, including lighting, age, type of finish, type of surface, and adjacent colors. Some colors may require more than one coat for complete coverage. If final color appearance and color matches are critical, paint should be sampled on the actual surface before full application. Application of the paint constitutes acceptance of the color. Dunn-Edwards assumes no responsibility for color after application.

| | | | | | | | |
|---|--|--|---|---|--|--|--|
| <div><h3>Discount*</h3><p>Provide this account number and save up to 37% off LIST PRICE on Dunn-Edwards manufactured paint products.</p><div>188531-000</div></div> | <div><h3>CONVENIENT DUNN-EDWARDS STORE LOCATIONS</h3><table><tr><td>Queen Creek - 183 21373 S Ellsworth Loop (602) 733-6568</td><td>Mesa - 041 5959 E Southern Ave #4-5 (480) 985-3820</td><td>Val Vista - 139 1514 E Ray Rd (480) 857-2647</td></tr><tr><td></td><td></td><td></td></tr></table></div> | Queen Creek - 183 21373 S Ellsworth Loop (602) 733-6568 | Mesa - 041 5959 E Southern Ave #4-5 (480) 985-3820 | Val Vista - 139 1514 E Ray Rd (480) 857-2647 | | | |
| Queen Creek - 183 21373 S Ellsworth Loop (602) 733-6568 | Mesa - 041 5959 E Southern Ave #4-5 (480) 985-3820 | Val Vista - 139 1514 E Ray Rd (480) 857-2647 | | | | | |
| | | | | | | | |

COLOR USE ADVISORY: The color schemes presented are based on original color specifications approved by your community. Your community's color standards may have changed. Before undertaking your painting project, it is recommended that you seek approval of your color selections from the appropriate governing body for your community.

(888) DE PAINT®
dunnedwards.com

* Discount valid at Dunn-Edwards stores only. Offer not valid at Independent Paint Dealer locations, as other discounts may apply.



Mountain Ranch



SUBDIVISION: Mountain Ranch

LOCATION: Mesa, AZ, 85212

Scheme 18A

| | |
|--|---|
| | DET673 Mission White Pop Out/Garage Door/Fascia RL#RL#970 |
| | DE6076 Wandering Road Fascia RL#RL#550 |
| DET692 Kiln Dried Body RL#RL#989 | |

NOTES TO HOMEOWNERS:

COLOR DISCLAIMER: These color chips are produced as accurately as possible; however, actual paint colors may vary from these samples and from batch to batch. Paint colors are affected by many factors, including lighting, age, type of finish, type of surface, and adjacent colors. Some colors may require more than one coat for complete coverage. If final color appearance and color matches are critical, paint should be sampled on the actual surface before full application. Application of the paint constitutes acceptance of the color. Dunn-Edwards assumes no responsibility for color after application.

Discount*

Provide this account number and save up to 37% off LIST PRICE on Dunn-Edwards manufactured paint products.

188531-000

CONVENIENT DUNN-EDWARDS STORE LOCATIONS

| | | |
|--|---|---|
| Queen Creek - 183 21373 S Ellsworth Loop (602) 733-6568 | Mesa - 041 5959 E Southern Ave #4-5 (480) 985-3820 | Val Vista - 139 1514 E Ray Rd (480) 857-2647 |
| | | |

COLOR USE ADVISORY: The color schemes presented are based on original color specifications approved by your community. Your community's color standards may have changed. Before undertaking your painting project, it is recommended that you seek approval of your color selections from the appropriate governing body for your community.

(888) DE PAINT®
dunnedwards.com

* Discount valid at Dunn-Edwards stores only. Offer not valid at Independent Paint Dealer locations, as other discounts may apply.



Mountain Ranch



SUBDIVISION: Mountain Ranch

LOCATION: Mesa, AZ, 85212

Scheme 18B

| | |
|--|---|
| | DET692 Kiln Dried Pop Out/Garage Door/Fascia RL#RL#989 |
| | DE6076 Wandering Road Fascia RL#RL#550 |
| DET673 Mission White Body RL#RL#970 | |

NOTES TO HOMEOWNERS:

COLOR DISCLAIMER: These color chips are produced as accurately as possible; however, actual paint colors may vary from these samples and from batch to batch. Paint colors are affected by many factors, including lighting, age, type of finish, type of surface, and adjacent colors. Some colors may require more than one coat for complete coverage. If final color appearance and color matches are critical, paint should be sampled on the actual surface before full application. Application of the paint constitutes acceptance of the color. Dunn-Edwards assumes no responsibility for color after application.

Discount*

Provide this account number and save up to 37% off LIST PRICE on Dunn-Edwards manufactured paint products.

188531-000

CONVENIENT DUNN-EDWARDS STORE LOCATIONS

| | | |
|--|---|---|
| Queen Creek - 183 21373 S Ellsworth Loop (602) 733-6568 | Mesa - 041 5959 E Southern Ave #4-5 (480) 985-3820 | Val Vista - 139 1514 E Ray Rd (480) 857-2647 |
| | | |

COLOR USE ADVISORY: The color schemes presented are based on original color specifications approved by your community. Your community's color standards may have changed. Before undertaking your painting project, it is recommended that you seek approval of your color selections from the appropriate governing body for your community.

(888) DE PAINT®
dunnedwards.com

* Discount valid at Dunn-Edwards stores only. Offer not valid at Independent Paint Dealer locations, as other discounts may apply.



Mountain Ranch



SUBDIVISION: Mountain Ranch

LOCATION: Mesa, AZ, 85212

Scheme 19A

| | |
|---|---|
| | DE6173 Paper Sack Pop Out/Garage Door/Fascia RL#RL#564 |
| | |
| DE6185 Light Aspiration Body RL#RL#510 | DE6183 Home Plate Fascia RL#RL#510 |

NOTES TO HOMEOWNERS:

COLOR DISCLAIMER: These color chips are produced as accurately as possible; however, actual paint colors may vary from these samples and from batch to batch. Paint colors are affected by many factors, including lighting, age, type of finish, type of surface, and adjacent colors. Some colors may require more than one coat for complete coverage. If final color appearance and color matches are critical, paint should be sampled on the actual surface before full application. Application of the paint constitutes acceptance of the color. Dunn-Edwards assumes no responsibility for color after application.

Discount*

Provide this account number and save up to 37% off LIST PRICE on Dunn-Edwards manufactured paint products.

188531-000

CONVENIENT DUNN-EDWARDS STORE LOCATIONS

| | | |
|--|---|---|
| Queen Creek - 183 21373 S Ellsworth Loop (602) 733-6568 | Mesa - 041 5959 E Southern Ave #4-5 (480) 985-3820 | Val Vista - 139 1514 E Ray Rd (480) 857-2647 |
| | | |

COLOR USE ADVISORY: The color schemes presented are based on original color specifications approved by your community. Your community's color standards may have changed. Before undertaking your painting project, it is recommended that you seek approval of your color selections from the appropriate governing body for your community.

(888) DE PAINT®
dunnedwards.com

* Discount valid at Dunn-Edwards stores only. Offer not valid at Independent Paint Dealer locations, as other discounts may apply.



Mountain Ranch



SUBDIVISION: Mountain Ranch

LOCATION: Mesa, AZ, 85212

Scheme 19B

| | |
|---|---|
| | DE6185 Light Aspiration Pop Out/Garage Door/Fascia RL#RL#510 |
| | DE6183 Home Plate Fascia RL#RL#510 |
| DE6173 Paper Sack Body RL#RL#564 | |

NOTES TO HOMEOWNERS:

COLOR DISCLAIMER: These color chips are produced as accurately as possible; however, actual paint colors may vary from these samples and from batch to batch. Paint colors are affected by many factors, including lighting, age, type of finish, type of surface, and adjacent colors. Some colors may require more than one coat for complete coverage. If final color appearance and color matches are critical, paint should be sampled on the actual surface before full application. Application of the paint constitutes acceptance of the color. Dunn-Edwards assumes no responsibility for color after application.

Discount*

Provide this account number and save up to 37% off LIST PRICE on Dunn-Edwards manufactured paint products.

188531-000

CONVENIENT DUNN-EDWARDS STORE LOCATIONS

Queen Creek - 183
21373 S Ellsworth Loop

(602) 733-6568

Mesa - 041
5959 E Southern Ave #4-5

(480) 985-3820

Val Vista - 139
1514 E Ray Rd

(480) 857-2647

COLOR USE ADVISORY: The color schemes presented are based on original color specifications approved by your community. Your community's color standards may have changed. Before undertaking your painting project, it is recommended that you seek approval of your color selections from the appropriate governing body for your community.

(888) DE PAINT®
dunnedwards.com

* Discount valid at Dunn-Edwards stores only. Offer not valid at Independent Paint Dealer locations, as other discounts may apply.

Mountain Ranch



SUBDIVISION: Mountain Ranch

LOCATION: Mesa, AZ, 85212

Scheme 20A

| | |
|--|---|
| | DE6227 Muslin Pop Out/Garage Door/Fascia RL#RL#516 |
| | DET629 Fade to Black Fascia RL#RL#926 |
| DET620 Barnwood Gray Body RL#RL#917 | |

NOTES TO HOMEOWNERS:

COLOR DISCLAIMER: These color chips are produced as accurately as possible; however, actual paint colors may vary from these samples and from batch to batch. Paint colors are affected by many factors, including lighting, age, type of finish, type of surface, and adjacent colors. Some colors may require more than one coat for complete coverage. If final color appearance and color matches are critical, paint should be sampled on the actual surface before full application. Application of the paint constitutes acceptance of the color. Dunn-Edwards assumes no responsibility for color after application.

Discount*

Provide this account number and save up to 37% off LIST PRICE on Dunn-Edwards manufactured paint products.

188531-000

CONVENIENT DUNN-EDWARDS STORE LOCATIONS

| | | |
|--|---|---|
| Queen Creek - 183 21373 S Ellsworth Loop (602) 733-6568 | Mesa - 041 5959 E Southern Ave #4-5 (480) 985-3820 | Val Vista - 139 1514 E Ray Rd (480) 857-2647 |
| | | |

COLOR USE ADVISORY: The color schemes presented are based on original color specifications approved by your community. Your community's color standards may have changed. Before undertaking your painting project, it is recommended that you seek approval of your color selections from the appropriate governing body for your community.

(888) DE PAINT®
dunnedwards.com

* Discount valid at Dunn-Edwards stores only. Offer not valid at Independent Paint Dealer locations, as other discounts may apply.



Mountain Ranch



SUBDIVISION: Mountain Ranch

LOCATION: Mesa, AZ, 85212

Scheme 20B

| | |
|---|--|
| | DET620 Barnwood Gray Pop Out/Garage Door/Fascia RL#RL#917 |
| | DET629 Fade to Black Fascia RL#RL#926 |
| DE6227 Muslin Body RL#RL#516 | |

NOTES TO HOMEOWNERS:

COLOR DISCLAIMER: These color chips are produced as accurately as possible; however, actual paint colors may vary from these samples and from batch to batch. Paint colors are affected by many factors, including lighting, age, type of finish, type of surface, and adjacent colors. Some colors may require more than one coat for complete coverage. If final color appearance and color matches are critical, paint should be sampled on the actual surface before full application. Application of the paint constitutes acceptance of the color. Dunn-Edwards assumes no responsibility for color after application.

Discount*

Provide this account number and save up to 37% off LIST PRICE on Dunn-Edwards manufactured paint products.

188531-000

CONVENIENT DUNN-EDWARDS STORE LOCATIONS

| | | |
|--|---|---|
| Queen Creek - 183 21373 S Ellsworth Loop (602) 733-6568 | Mesa - 041 5959 E Southern Ave #4-5 (480) 985-3820 | Val Vista - 139 1514 E Ray Rd (480) 857-2647 |
| | | |

COLOR USE ADVISORY: The color schemes presented are based on original color specifications approved by your community. Your community's color standards may have changed. Before undertaking your painting project, it is recommended that you seek approval of your color selections from the appropriate governing body for your community.

(888) DE PAINT®
dunnedwards.com

* Discount valid at Dunn-Edwards stores only. Offer not valid at Independent Paint Dealer locations, as other discounts may apply.



Mountain Ranch



SUBDIVISION: Mountain Ranch

LOCATION: Mesa, AZ, 85212

Scheme 21A

| | |
|--|---|
| | DE6220 Porous Stone Pop Out/Garage Door/Fascia RL#RL#515 |
| | DET628 Charcoal Sketch Fascia RL#RL#925 |
| DEC771 Shaggy Barked Body RL#RL#655 | |

NOTES TO HOMEOWNERS:

COLOR DISCLAIMER: These color chips are produced as accurately as possible; however, actual paint colors may vary from these samples and from batch to batch. Paint colors are affected by many factors, including lighting, age, type of finish, type of surface, and adjacent colors. Some colors may require more than one coat for complete coverage. If final color appearance and color matches are critical, paint should be sampled on the actual surface before full application. Application of the paint constitutes acceptance of the color. Dunn-Edwards assumes no responsibility for color after application.

| | | | | | | | |
|---|--|--|---|---|--|--|--|
| <div><h3>Discount*</h3><p>Provide this account number and save up to 37% off LIST PRICE on Dunn-Edwards manufactured paint products.</p><div>188531-000</div></div> | <div><h3>CONVENIENT DUNN-EDWARDS STORE LOCATIONS</h3><table><tr><td>Queen Creek - 183 21373 S Ellsworth Loop (602) 733-6568</td><td>Mesa - 041 5959 E Southern Ave #4-5 (480) 985-3820</td><td>Val Vista - 139 1514 E Ray Rd (480) 857-2647</td></tr><tr><td></td><td></td><td></td></tr></table></div> | Queen Creek - 183 21373 S Ellsworth Loop (602) 733-6568 | Mesa - 041 5959 E Southern Ave #4-5 (480) 985-3820 | Val Vista - 139 1514 E Ray Rd (480) 857-2647 | | | |
| Queen Creek - 183 21373 S Ellsworth Loop (602) 733-6568 | Mesa - 041 5959 E Southern Ave #4-5 (480) 985-3820 | Val Vista - 139 1514 E Ray Rd (480) 857-2647 | | | | | |
| | | | | | | | |

COLOR USE ADVISORY: The color schemes presented are based on original color specifications approved by your community. Your community's color standards may have changed. Before undertaking your painting project, it is recommended that you seek approval of your color selections from the appropriate governing body for your community.

(888) DE PAINT®
dunnedwards.com

* Discount valid at Dunn-Edwards stores only. Offer not valid at Independent Paint Dealer locations, as other discounts may apply.



Mountain Ranch



SUBDIVISION: Mountain Ranch

LOCATION: Mesa, AZ, 85212

Scheme 21B

| | |
|---|--|
| | DEC771 Shaggy Barked Pop Out/Garage Door/Fascia RL#RL#655 |
| | DET628 Charcoal Sketch Fascia RL#RL#925 |
| DE6220 Porous Stone Body RL#RL#515 | |

NOTES TO HOMEOWNERS:

COLOR DISCLAIMER: These color chips are produced as accurately as possible; however, actual paint colors may vary from these samples and from batch to batch. Paint colors are affected by many factors, including lighting, age, type of finish, type of surface, and adjacent colors. Some colors may require more than one coat for complete coverage. If final color appearance and color matches are critical, paint should be sampled on the actual surface before full application. Application of the paint constitutes acceptance of the color. Dunn-Edwards assumes no responsibility for color after application.

Discount*

Provide this account number and save up to 37% off LIST PRICE on Dunn-Edwards manufactured paint products.

188531-000

CONVENIENT DUNN-EDWARDS STORE LOCATIONS

| | | |
|--|---|---|
| Queen Creek - 183 21373 S Ellsworth Loop (602) 733-6568 | Mesa - 041 5959 E Southern Ave #4-5 (480) 985-3820 | Val Vista - 139 1514 E Ray Rd (480) 857-2647 |
| | | |

COLOR USE ADVISORY: The color schemes presented are based on original color specifications approved by your community. Your community's color standards may have changed. Before undertaking your painting project, it is recommended that you seek approval of your color selections from the appropriate governing body for your community.

(888) DE PAINT®
dunnedwards.com

* Discount valid at Dunn-Edwards stores only. Offer not valid at Independent Paint Dealer locations, as other discounts may apply.



Mountain Ranch



SUBDIVISION: Mountain Ranch

LOCATION: Mesa, AZ, 85212

Scheme 22A

| | |
|---|--|
| | DE6226 Foggy Day Pop Out/Garage Door/Fascia RL#RL#516 |
| | DET693 Mayan Chocolate Fascia RL#RL#990 |
| DET625 Reclaimed Wood Body RL#RL#922 | |

NOTES TO HOMEOWNERS:

COLOR DISCLAIMER: These color chips are produced as accurately as possible; however, actual paint colors may vary from these samples and from batch to batch. Paint colors are affected by many factors, including lighting, age, type of finish, type of surface, and adjacent colors. Some colors may require more than one coat for complete coverage. If final color appearance and color matches are critical, paint should be sampled on the actual surface before full application. Application of the paint constitutes acceptance of the color. Dunn-Edwards assumes no responsibility for color after application.

Discount*

Provide this account number and save up to 37% off LIST PRICE on Dunn-Edwards manufactured paint products.

188531-000

CONVENIENT DUNN-EDWARDS STORE LOCATIONS

| | | |
|--|---|---|
| Queen Creek - 183 21373 S Ellsworth Loop (602) 733-6568 | Mesa - 041 5959 E Southern Ave #4-5 (480) 985-3820 | Val Vista - 139 1514 E Ray Rd (480) 857-2647 |
| | | |

COLOR USE ADVISORY: The color schemes presented are based on original color specifications approved by your community. Your community's color standards may have changed. Before undertaking your painting project, it is recommended that you seek approval of your color selections from the appropriate governing body for your community.

(888) DE PAINT®
dunnedwards.com

* Discount valid at Dunn-Edwards stores only. Offer not valid at Independent Paint Dealer locations, as other discounts may apply.



Mountain Ranch



SUBDIVISION: Mountain Ranch

LOCATION: Mesa, AZ, 85212

Scheme 22B

| | |
|--|---|
| | DET625 Reclaimed Wood Pop Out/Garage Door/Fascia RL#RL#922 |
| | DET693 Mayan Chocolate Fascia RL#RL#990 |
| DE6226 Foggy Day Body RL#RL#516 | |

NOTES TO HOMEOWNERS:

COLOR DISCLAIMER: These color chips are produced as accurately as possible; however, actual paint colors may vary from these samples and from batch to batch. Paint colors are affected by many factors, including lighting, age, type of finish, type of surface, and adjacent colors. Some colors may require more than one coat for complete coverage. If final color appearance and color matches are critical, paint should be sampled on the actual surface before full application. Application of the paint constitutes acceptance of the color. Dunn-Edwards assumes no responsibility for color after application.

Discount*

Provide this account number and save up to 37% off LIST PRICE on Dunn-Edwards manufactured paint products.

188531-000

CONVENIENT DUNN-EDWARDS STORE LOCATIONS

| | | |
|--|---|---|
| Queen Creek - 183 21373 S Ellsworth Loop (602) 733-6568 | Mesa - 041 5959 E Southern Ave #4-5 (480) 985-3820 | Val Vista - 139 1514 E Ray Rd (480) 857-2647 |
| | | |

COLOR USE ADVISORY: The color schemes presented are based on original color specifications approved by your community. Your community's color standards may have changed. Before undertaking your painting project, it is recommended that you seek approval of your color selections from the appropriate governing body for your community.

(888) DE PAINT®
dunnedwards.com

* Discount valid at Dunn-Edwards stores only. Offer not valid at Independent Paint Dealer locations, as other discounts may apply.



Mountain Ranch



SUBDIVISION: Mountain Ranch

LOCATION: Mesa, AZ, 85212

Scheme 23A

| | |
|--|--|
| | DET467 Harrison Rust Pop Out/Garage Door/Fascia RL#RL#764 |
| | |
| DE6150 Gourmet Honey Body RL#RL#505 | DET672 Instant Classic Fascia RL#RL#969 |

NOTES TO HOMEOWNERS:

COLOR DISCLAIMER: These color chips are produced as accurately as possible; however, actual paint colors may vary from these samples and from batch to batch. Paint colors are affected by many factors, including lighting, age, type of finish, type of surface, and adjacent colors. Some colors may require more than one coat for complete coverage. If final color appearance and color matches are critical, paint should be sampled on the actual surface before full application. Application of the paint constitutes acceptance of the color. Dunn-Edwards assumes no responsibility for color after application.

Discount*

Provide this account number and save up to 37% off LIST PRICE on Dunn-Edwards manufactured paint products.

188531-000

CONVENIENT DUNN-EDWARDS STORE LOCATIONS

| | | |
|--|---|---|
| Queen Creek - 183 21373 S Ellsworth Loop (602) 733-6568 | Mesa - 041 5959 E Southern Ave #4-5 (480) 985-3820 | Val Vista - 139 1514 E Ray Rd (480) 857-2647 |
| | | |

COLOR USE ADVISORY: The color schemes presented are based on original color specifications approved by your community. Your community's color standards may have changed. Before undertaking your painting project, it is recommended that you seek approval of your color selections from the appropriate governing body for your community.

(888) DE PAINT®
dunnedwards.com

* Discount valid at Dunn-Edwards stores only. Offer not valid at Independent Paint Dealer locations, as other discounts may apply.



Mountain Ranch



SUBDIVISION: Mountain Ranch

LOCATION: Mesa, AZ, 85212

Scheme 23B

| | |
|--|--|
| | DET672 Instant Classic Pop Out/Garage Door/Fascia RL#RL#969 |
| | DET467 Harrison Rust Fascia RL#RL#764 |
| DE6150 Gourmet Honey Body RL#RL#505 | |

NOTES TO HOMEOWNERS:

COLOR DISCLAIMER: These color chips are produced as accurately as possible; however, actual paint colors may vary from these samples and from batch to batch. Paint colors are affected by many factors, including lighting, age, type of finish, type of surface, and adjacent colors. Some colors may require more than one coat for complete coverage. If final color appearance and color matches are critical, paint should be sampled on the actual surface before full application. Application of the paint constitutes acceptance of the color. Dunn-Edwards assumes no responsibility for color after application.

Discount*

Provide this account number and save up to 37% off LIST PRICE on Dunn-Edwards manufactured paint products.

188531-000

CONVENIENT DUNN-EDWARDS STORE LOCATIONS

| | | |
|--|---|---|
| Queen Creek - 183 21373 S Ellsworth Loop (602) 733-6568 | Mesa - 041 5959 E Southern Ave #4-5 (480) 985-3820 | Val Vista - 139 1514 E Ray Rd (480) 857-2647 |
| | | |

COLOR USE ADVISORY: The color schemes presented are based on original color specifications approved by your community. Your community's color standards may have changed. Before undertaking your painting project, it is recommended that you seek approval of your color selections from the appropriate governing body for your community.

(888) DE PAINT®
dunnedwards.com

* Discount valid at Dunn-Edwards stores only. Offer not valid at Independent Paint Dealer locations, as other discounts may apply.



Mountain Ranch



SUBDIVISION: Mountain Ranch

LOCATION: Mesa, AZ, 85212

Scheme 23C

| | |
|--|--|
| | DET467 Harrison Rust Pop Out/Garage Door/Fascia RL#RL#764 |
| | DE6150 Gourmet Honey Fascia RL#RL#505 |
| DET672 Instant Classic Body RL#RL#969 | |

NOTES TO HOMEOWNERS:

COLOR DISCLAIMER: These color chips are produced as accurately as possible; however, actual paint colors may vary from these samples and from batch to batch. Paint colors are affected by many factors, including lighting, age, type of finish, type of surface, and adjacent colors. Some colors may require more than one coat for complete coverage. If final color appearance and color matches are critical, paint should be sampled on the actual surface before full application. Application of the paint constitutes acceptance of the color. Dunn-Edwards assumes no responsibility for color after application.

Discount*

Provide this account number and save up to 37% off LIST PRICE on Dunn-Edwards manufactured paint products.

188531-000

CONVENIENT DUNN-EDWARDS STORE LOCATIONS

| | | |
|--|---|---|
| Queen Creek - 183 21373 S Ellsworth Loop (602) 733-6568 | Mesa - 041 5959 E Southern Ave #4-5 (480) 985-3820 | Val Vista - 139 1514 E Ray Rd (480) 857-2647 |
| | | |

COLOR USE ADVISORY: The color schemes presented are based on original color specifications approved by your community. Your community's color standards may have changed. Before undertaking your painting project, it is recommended that you seek approval of your color selections from the appropriate governing body for your community.

(888) DE PAINT®
dunnedwards.com

* Discount valid at Dunn-Edwards stores only. Offer not valid at Independent Paint Dealer locations, as other discounts may apply.



Mountain Ranch



SUBDIVISION: Mountain Ranch

LOCATION: Mesa, AZ, 85212

Scheme 23D

| | |
|--|--|
| | DE6150 Gourmet Honey Pop Out/Garage Door/Fascia RL#RL#505 |
| | DET467 Harrison Rust Fascia RL#RL#764 |
| DET672 Instant Classic Body RL#RL#969 | |

NOTES TO HOMEOWNERS:

COLOR DISCLAIMER: These color chips are produced as accurately as possible; however, actual paint colors may vary from these samples and from batch to batch. Paint colors are affected by many factors, including lighting, age, type of finish, type of surface, and adjacent colors. Some colors may require more than one coat for complete coverage. If final color appearance and color matches are critical, paint should be sampled on the actual surface before full application. Application of the paint constitutes acceptance of the color. Dunn-Edwards assumes no responsibility for color after application.

Discount*

Provide this account number and save up to 37% off LIST PRICE on Dunn-Edwards manufactured paint products.

188531-000

CONVENIENT DUNN-EDWARDS STORE LOCATIONS

Queen Creek - 183
21373 S Ellsworth Loop

(602) 733-6568

Mesa - 041
5959 E Southern Ave #4-5

(480) 985-3820

Val Vista - 139
1514 E Ray Rd

(480) 857-2647

COLOR USE ADVISORY: The color schemes presented are based on original color specifications approved by your community. Your community's color standards may have changed. Before undertaking your painting project, it is recommended that you seek approval of your color selections from the appropriate governing body for your community.

(888) DE PAINT®
dunnedwards.com

* Discount valid at Dunn-Edwards stores only. Offer not valid at Independent Paint Dealer locations, as other discounts may apply.


Mountain Ranch



SUBDIVISION: Mountain Ranch

LOCATION: Mesa, AZ, 85212

Scheme 24A

| | |
|--|--|
|  | DE6105 Weathered Leather Pop Out/Garage Door/Fascia RL#RL#554 |
| | DEW328 Pearl White Fascia RL#RL#042 |

NOTES TO HOMEOWNERS:




COLOR DISCLAIMER: These color chips are produced as accurately as possible; however, actual paint colors may vary from these samples and from batch to batch. Paint colors are affected by many factors, including lighting, age, type of finish, type of surface, and adjacent colors. Some colors may require more than one coat for complete coverage. If final color appearance and color matches are critical, paint should be sampled on the actual surface before full application. Application of the paint constitutes acceptance of the color. Dunn-Edwards assumes no responsibility for color after application.

Discount*

Provide this account number and save up to 37% off LIST PRICE on Dunn-Edwards manufactured paint products.

188531-000

CONVENIENT DUNN-EDWARDS STORE LOCATIONS

| | | |
|---|---|--|
| Queen Creek - 183 21373 S Ellsworth Loop (602) 733-6568  | Mesa - 041 5959 E Southern Ave #4-5 (480) 985-3820  | Val Vista - 139 1514 E Ray Rd (480) 857-2647  |
|---|---|--|

COLOR USE ADVISORY: The color schemes presented are based on original color specifications approved by your community. Your community's color standards may have changed. Before undertaking your painting project, it is recommended that you seek approval of your color selections from the appropriate governing body for your community.

(888) DE PAINT®
dunnedwards.com

* Discount valid at Dunn-Edwards stores only. Offer not valid at Independent Paint Dealer locations, as other discounts may apply.



Mountain Ranch



SUBDIVISION: Mountain Ranch

LOCATION: Mesa, AZ, 85212

Scheme 24B

| | |
|---|--|
| | DEW328 Pearl White Pop Out/Garage Door/Fascia RL#RL#042 |
| | DE6105 Weathered Leather Fascia RL#RL#554 |
| DE6116 Dover Plains Body RL#RL#556 | |

NOTES TO HOMEOWNERS:

COLOR DISCLAIMER: These color chips are produced as accurately as possible; however, actual paint colors may vary from these samples and from batch to batch. Paint colors are affected by many factors, including lighting, age, type of finish, type of surface, and adjacent colors. Some colors may require more than one coat for complete coverage. If final color appearance and color matches are critical, paint should be sampled on the actual surface before full application. Application of the paint constitutes acceptance of the color. Dunn-Edwards assumes no responsibility for color after application.

Discount*

Provide this account number and save up to 37% off LIST PRICE on Dunn-Edwards manufactured paint products.

188531-000

CONVENIENT DUNN-EDWARDS STORE LOCATIONS

| | | |
|--|---|---|
| Queen Creek - 183 21373 S Ellsworth Loop (602) 733-6568 | Mesa - 041 5959 E Southern Ave #4-5 (480) 985-3820 | Val Vista - 139 1514 E Ray Rd (480) 857-2647 |
| | | |

COLOR USE ADVISORY: The color schemes presented are based on original color specifications approved by your community. Your community's color standards may have changed. Before undertaking your painting project, it is recommended that you seek approval of your color selections from the appropriate governing body for your community.

(888) DE PAINT®
dunnedwards.com

* Discount valid at Dunn-Edwards stores only. Offer not valid at Independent Paint Dealer locations, as other discounts may apply.



Mountain Ranch



SUBDIVISION: Mountain Ranch

LOCATION: Mesa, AZ, 85212

Scheme 24C

| | |
|--|--|
| DEW328 Pearl White Body RL#RL#042 | DE6105 Weathered Leather Pop Out/Garage Door/Fascia RL#RL#554 |
| | DE6116 Dover Plains Fascia RL#RL#556 |

NOTES TO HOMEOWNERS:

COLOR DISCLAIMER: These color chips are produced as accurately as possible; however, actual paint colors may vary from these samples and from batch to batch. Paint colors are affected by many factors, including lighting, age, type of finish, type of surface, and adjacent colors. Some colors may require more than one coat for complete coverage. If final color appearance and color matches are critical, paint should be sampled on the actual surface before full application. Application of the paint constitutes acceptance of the color. Dunn-Edwards assumes no responsibility for color after application.

Discount*

Provide this account number and save up to 37% off LIST PRICE on Dunn-Edwards manufactured paint products.

188531-000

CONVENIENT DUNN-EDWARDS STORE LOCATIONS

| | | |
|--|---|---|
| Queen Creek - 183 21373 S Ellsworth Loop (602) 733-6568 | Mesa - 041 5959 E Southern Ave #4-5 (480) 985-3820 | Val Vista - 139 1514 E Ray Rd (480) 857-2647 |
| | | |

COLOR USE ADVISORY: The color schemes presented are based on original color specifications approved by your community. Your community's color standards may have changed. Before undertaking your painting project, it is recommended that you seek approval of your color selections from the appropriate governing body for your community.

(888) DE PAINT®
dunnedwards.com

* Discount valid at Dunn-Edwards stores only. Offer not valid at Independent Paint Dealer locations, as other discounts may apply.



Mountain Ranch



SUBDIVISION: Mountain Ranch

LOCATION: Mesa, AZ, 85212

Scheme 24D

| | |
|--|---|
| | DE6116 Dover Plains Pop Out/Garage Door/Fascia RL#RL#556 |
| | DE6105 Weathered Leather Fascia RL#RL#554 |
| DEW328 Pearl White Body RL#RL#042 | |

NOTES TO HOMEOWNERS:

COLOR DISCLAIMER: These color chips are produced as accurately as possible; however, actual paint colors may vary from these samples and from batch to batch. Paint colors are affected by many factors, including lighting, age, type of finish, type of surface, and adjacent colors. Some colors may require more than one coat for complete coverage. If final color appearance and color matches are critical, paint should be sampled on the actual surface before full application. Application of the paint constitutes acceptance of the color. Dunn-Edwards assumes no responsibility for color after application.

Discount*

Provide this account number and save up to 37% off LIST PRICE on Dunn-Edwards manufactured paint products.

188531-000

CONVENIENT DUNN-EDWARDS STORE LOCATIONS

| | | |
|--|---|---|
| Queen Creek - 183 21373 S Ellsworth Loop (602) 733-6568 | Mesa - 041 5959 E Southern Ave #4-5 (480) 985-3820 | Val Vista - 139 1514 E Ray Rd (480) 857-2647 |
| | | |

COLOR USE ADVISORY: The color schemes presented are based on original color specifications approved by your community. Your community's color standards may have changed. Before undertaking your painting project, it is recommended that you seek approval of your color selections from the appropriate governing body for your community.

(888) DE PAINT®
dunnedwards.com

* Discount valid at Dunn-Edwards stores only. Offer not valid at Independent Paint Dealer locations, as other discounts may apply.



Mountain Ranch



SUBDIVISION: Mountain Ranch

LOCATION: Mesa, AZ, 85212

Scheme 25A

| | |
|---|---|
| | DE6197 Modern Ivory Pop Out/Garage Door/Fascia RL#RL#512 |
| | DE5264 Saddle Brown Fascia RL#RL#391 |
| DEC714 Friar Tuck Body RL#RL#667 | |

NOTES TO HOMEOWNERS:

COLOR DISCLAIMER: These color chips are produced as accurately as possible; however, actual paint colors may vary from these samples and from batch to batch. Paint colors are affected by many factors, including lighting, age, type of finish, type of surface, and adjacent colors. Some colors may require more than one coat for complete coverage. If final color appearance and color matches are critical, paint should be sampled on the actual surface before full application. Application of the paint constitutes acceptance of the color. Dunn-Edwards assumes no responsibility for color after application.

Discount*

Provide this account number and save up to 37% off LIST PRICE on Dunn-Edwards manufactured paint products.

188531-000

CONVENIENT DUNN-EDWARDS STORE LOCATIONS

| | | |
|--|---|---|
| Queen Creek - 183 21373 S Ellsworth Loop (602) 733-6568 | Mesa - 041 5959 E Southern Ave #4-5 (480) 985-3820 | Val Vista - 139 1514 E Ray Rd (480) 857-2647 |
| | | |

COLOR USE ADVISORY: The color schemes presented are based on original color specifications approved by your community. Your community's color standards may have changed. Before undertaking your painting project, it is recommended that you seek approval of your color selections from the appropriate governing body for your community.

(888) DE PAINT®
dunnedwards.com

* Discount valid at Dunn-Edwards stores only. Offer not valid at Independent Paint Dealer locations, as other discounts may apply.



Mountain Ranch



SUBDIVISION: Mountain Ranch

LOCATION: Mesa, AZ, 85212

Scheme 25B

| | |
|---|---|
| | DE5264 Saddle Brown Pop Out/Garage Door/Fascia RL#RL#391 |
| | |
| DEC714 Friar Tuck Body RL#RL#667 | DE6197 Modern Ivory Fascia RL#RL#512 |

NOTES TO HOMEOWNERS:

COLOR DISCLAIMER: These color chips are produced as accurately as possible; however, actual paint colors may vary from these samples and from batch to batch. Paint colors are affected by many factors, including lighting, age, type of finish, type of surface, and adjacent colors. Some colors may require more than one coat for complete coverage. If final color appearance and color matches are critical, paint should be sampled on the actual surface before full application. Application of the paint constitutes acceptance of the color. Dunn-Edwards assumes no responsibility for color after application.

Discount*

Provide this account number and save up to 37% off LIST PRICE on Dunn-Edwards manufactured paint products.

188531-000

CONVENIENT DUNN-EDWARDS STORE LOCATIONS

| | | |
|--|---|---|
| Queen Creek - 183 21373 S Ellsworth Loop (602) 733-6568 | Mesa - 041 5959 E Southern Ave #4-5 (480) 985-3820 | Val Vista - 139 1514 E Ray Rd (480) 857-2647 |
| | | |

COLOR USE ADVISORY: The color schemes presented are based on original color specifications approved by your community. Your community's color standards may have changed. Before undertaking your painting project, it is recommended that you seek approval of your color selections from the appropriate governing body for your community.

(888) DE PAINT®
dunnedwards.com

* Discount valid at Dunn-Edwards stores only. Offer not valid at Independent Paint Dealer locations, as other discounts may apply.



Mountain Ranch



SUBDIVISION: Mountain Ranch

LOCATION: Mesa, AZ, 85212

Scheme 25C

| | |
|---|---|
| | DEC714 Friar Tuck Pop Out/Garage Door/Fascia RL#RL#667 |
| | DE5264 Saddle Brown Fascia RL#RL#391 |
| DE6197 Modern Ivory Body RL#RL#512 | |

NOTES TO HOMEOWNERS:

COLOR DISCLAIMER: These color chips are produced as accurately as possible; however, actual paint colors may vary from these samples and from batch to batch. Paint colors are affected by many factors, including lighting, age, type of finish, type of surface, and adjacent colors. Some colors may require more than one coat for complete coverage. If final color appearance and color matches are critical, paint should be sampled on the actual surface before full application. Application of the paint constitutes acceptance of the color. Dunn-Edwards assumes no responsibility for color after application.

Discount*

Provide this account number and save up to 37% off LIST PRICE on Dunn-Edwards manufactured paint products.

188531-000

CONVENIENT DUNN-EDWARDS STORE LOCATIONS

| | | |
|--|---|---|
| Queen Creek - 183 21373 S Ellsworth Loop (602) 733-6568 | Mesa - 041 5959 E Southern Ave #4-5 (480) 985-3820 | Val Vista - 139 1514 E Ray Rd (480) 857-2647 |
| | | |

COLOR USE ADVISORY: The color schemes presented are based on original color specifications approved by your community. Your community's color standards may have changed. Before undertaking your painting project, it is recommended that you seek approval of your color selections from the appropriate governing body for your community.

(888) DE PAINT®
dunnedwards.com

* Discount valid at Dunn-Edwards stores only. Offer not valid at Independent Paint Dealer locations, as other discounts may apply.



Mountain Ranch



SUBDIVISION: Mountain Ranch

LOCATION: Mesa, AZ, 85212

Scheme 25D

| | |
|---|---|
| | DE5264 Saddle Brown Pop Out/Garage Door/Fascia RL#RL#391 |
| | DEC714 Friar Tuck Fascia RL#RL#667 |
| DE6197 Modern Ivory Body RL#RL#512 | |

NOTES TO HOMEOWNERS:

COLOR DISCLAIMER: These color chips are produced as accurately as possible; however, actual paint colors may vary from these samples and from batch to batch. Paint colors are affected by many factors, including lighting, age, type of finish, type of surface, and adjacent colors. Some colors may require more than one coat for complete coverage. If final color appearance and color matches are critical, paint should be sampled on the actual surface before full application. Application of the paint constitutes acceptance of the color. Dunn-Edwards assumes no responsibility for color after application.

Discount*

Provide this account number and save up to 37% off LIST PRICE on Dunn-Edwards manufactured paint products.

188531-000

CONVENIENT DUNN-EDWARDS STORE LOCATIONS

| | | |
|--|---|---|
| Queen Creek - 183 21373 S Ellsworth Loop (602) 733-6568 | Mesa - 041 5959 E Southern Ave #4-5 (480) 985-3820 | Val Vista - 139 1514 E Ray Rd (480) 857-2647 |
| | | |

COLOR USE ADVISORY: The color schemes presented are based on original color specifications approved by your community. Your community's color standards may have changed. Before undertaking your painting project, it is recommended that you seek approval of your color selections from the appropriate governing body for your community.

(888) DE PAINT®
dunnedwards.com

* Discount valid at Dunn-Edwards stores only. Offer not valid at Independent Paint Dealer locations, as other discounts may apply.



Mountain Ranch



SUBDIVISION: Mountain Ranch

LOCATION: Mesa, AZ, 85212

Scheme 26A

| | |
|--|--|
| | DE6218 Antique Paper Pop Out/Garage Door/Fascia RL#RL#515 |
| | DEC778 Boxwood Fascia RL#RL#690 |
| DE6192 Nomadic Taupe Body RL#RL#511 | |

NOTES TO HOMEOWNERS:

COLOR DISCLAIMER: These color chips are produced as accurately as possible; however, actual paint colors may vary from these samples and from batch to batch. Paint colors are affected by many factors, including lighting, age, type of finish, type of surface, and adjacent colors. Some colors may require more than one coat for complete coverage. If final color appearance and color matches are critical, paint should be sampled on the actual surface before full application. Application of the paint constitutes acceptance of the color. Dunn-Edwards assumes no responsibility for color after application.

Discount*

Provide this account number and save up to 37% off LIST PRICE on Dunn-Edwards manufactured paint products.

188531-000

CONVENIENT DUNN-EDWARDS STORE LOCATIONS

| | | |
|--|---|---|
| Queen Creek - 183 21373 S Ellsworth Loop (602) 733-6568 | Mesa - 041 5959 E Southern Ave #4-5 (480) 985-3820 | Val Vista - 139 1514 E Ray Rd (480) 857-2647 |
| | | |

COLOR USE ADVISORY: The color schemes presented are based on original color specifications approved by your community. Your community's color standards may have changed. Before undertaking your painting project, it is recommended that you seek approval of your color selections from the appropriate governing body for your community.

(888) DE PAINT®
dunnedwards.com

* Discount valid at Dunn-Edwards stores only. Offer not valid at Independent Paint Dealer locations, as other discounts may apply.




Mountain Ranch



SUBDIVISION: Mountain Ranch

LOCATION: Mesa, AZ, 85212

Scheme 26B

| | |
|--|--|
|  | DEC778 Boxwood Pop Out/Garage Door/Fascia RL#RL#690 |
| | DE6218 Antique Paper Fascia RL#RL#515 |

NOTES TO HOMEOWNERS:




COLOR DISCLAIMER: These color chips are produced as accurately as possible; however, actual paint colors may vary from these samples and from batch to batch. Paint colors are affected by many factors, including lighting, age, type of finish, type of surface, and adjacent colors. Some colors may require more than one coat for complete coverage. If final color appearance and color matches are critical, paint should be sampled on the actual surface before full application. Application of the paint constitutes acceptance of the color. Dunn-Edwards assumes no responsibility for color after application.

Discount*

Provide this account number and save up to 37% off LIST PRICE on Dunn-Edwards manufactured paint products.

188531-000

CONVENIENT DUNN-EDWARDS STORE LOCATIONS

| | | |
|---|--|---|
| Queen Creek - 183 21373 S Ellsworth Loop (602) 733-6568 | Mesa - 041 5959 E Southern Ave #4-5 (480) 985-3820 | Val Vista - 139 1514 E Ray Rd (480) 857-2647 |
|  |  |  |

COLOR USE ADVISORY: The color schemes presented are based on original color specifications approved by your community. Your community's color standards may have changed. Before undertaking your painting project, it is recommended that you seek approval of your color selections from the appropriate governing body for your community.

(888) DE PAINT®
dunnedwards.com

* Discount valid at Dunn-Edwards stores only. Offer not valid at Independent Paint Dealer locations, as other discounts may apply.



Mountain Ranch



SUBDIVISION: Mountain Ranch

LOCATION: Mesa, AZ, 85212

Scheme 26C

| | |
|---|---|
| | DE6192 Nomadic Taupe Pop Out/Garage Door/Fascia RL#RL#511 |
| | DEC778 Boxwood Fascia RL#RL#690 |
| DE6218 Antique Paper Body RL#RL#515 | |

NOTES TO HOMEOWNERS:

COLOR DISCLAIMER: These color chips are produced as accurately as possible; however, actual paint colors may vary from these samples and from batch to batch. Paint colors are affected by many factors, including lighting, age, type of finish, type of surface, and adjacent colors. Some colors may require more than one coat for complete coverage. If final color appearance and color matches are critical, paint should be sampled on the actual surface before full application. Application of the paint constitutes acceptance of the color. Dunn-Edwards assumes no responsibility for color after application.

Discount*

Provide this account number and save up to 37% off LIST PRICE on Dunn-Edwards manufactured paint products.

188531-000

CONVENIENT DUNN-EDWARDS STORE LOCATIONS

| | | |
|--|---|---|
| Queen Creek - 183 21373 S Ellsworth Loop (602) 733-6568 | Mesa - 041 5959 E Southern Ave #4-5 (480) 985-3820 | Val Vista - 139 1514 E Ray Rd (480) 857-2647 |
| | | |

COLOR USE ADVISORY: The color schemes presented are based on original color specifications approved by your community. Your community's color standards may have changed. Before undertaking your painting project, it is recommended that you seek approval of your color selections from the appropriate governing body for your community.

(888) DE PAINT®
dunnedwards.com

* Discount valid at Dunn-Edwards stores only. Offer not valid at Independent Paint Dealer locations, as other discounts may apply.



Mountain Ranch



SUBDIVISION: Mountain Ranch

LOCATION: Mesa, AZ, 85212

Scheme 26D

| | |
|--|--|
| | DEC778 Boxwood Pop Out/Garage Door/Fascia RL#RL#690 |
| | DE6192 Nomadic Taupe Fascia RL#RL#511 |
| DE6218 Antique Paper Body RL#RL#515 | |

NOTES TO HOMEOWNERS:

COLOR DISCLAIMER: These color chips are produced as accurately as possible; however, actual paint colors may vary from these samples and from batch to batch. Paint colors are affected by many factors, including lighting, age, type of finish, type of surface, and adjacent colors. Some colors may require more than one coat for complete coverage. If final color appearance and color matches are critical, paint should be sampled on the actual surface before full application. Application of the paint constitutes acceptance of the color. Dunn-Edwards assumes no responsibility for color after application.

Discount*

Provide this account number and save up to 37% off LIST PRICE on Dunn-Edwards manufactured paint products.

188531-000

CONVENIENT DUNN-EDWARDS STORE LOCATIONS

| | | |
|--|---|---|
| Queen Creek - 183 21373 S Ellsworth Loop (602) 733-6568 | Mesa - 041 5959 E Southern Ave #4-5 (480) 985-3820 | Val Vista - 139 1514 E Ray Rd (480) 857-2647 |
| | | |

COLOR USE ADVISORY: The color schemes presented are based on original color specifications approved by your community. Your community's color standards may have changed. Before undertaking your painting project, it is recommended that you seek approval of your color selections from the appropriate governing body for your community.

(888) DE PAINT®
dunnedwards.com

* Discount valid at Dunn-Edwards stores only. Offer not valid at Independent Paint Dealer locations, as other discounts may apply.



Mountain Ranch



SUBDIVISION: Mountain Ranch

LOCATION: Mesa, AZ, 85212

Scheme 27

| | |
|--|---|
| DEC754 Quicksand Body RL#RL#669 | DE6129 Rustic Taupe Pop Out/Fascia/Garage Door RL#RL#502 |
|--|---|

NOTES TO HOMEOWNERS:

COLOR DISCLAIMER: These color chips are produced as accurately as possible; however, actual paint colors may vary from these samples and from batch to batch. Paint colors are affected by many factors, including lighting, age, type of finish, type of surface, and adjacent colors. Some colors may require more than one coat for complete coverage. If final color appearance and color matches are critical, paint should be sampled on the actual surface before full application. Application of the paint constitutes acceptance of the color. Dunn-Edwards assumes no responsibility for color after application.

| <h2>Discount*</h2> <p>Provide this account number and save up to 37% off LIST PRICE on Dunn-Edwards manufactured paint products.</p> <h1>188531-000</h1> | CONVENIENT DUNN-EDWARDS STORE LOCATIONS | | |
|--|--|---|---|
| | Queen Creek - 183 21373 S Ellsworth Loop (602) 733-6568 | Mesa - 041 5959 E Southern Ave #4-5 (480) 985-3820 | Val Vista - 139 1514 E Ray Rd (480) 857-2647 |
| | | | |

COLOR USE ADVISORY: The color schemes presented are based on original color specifications approved by your community. Your community's color standards may have changed. Before undertaking your painting project, it is recommended that you seek approval of your color selections from the appropriate governing body for your community.

(888) DE PAINT®
dunnedwards.com

* Discount valid at Dunn-Edwards stores only. Offer not valid at Independent Paint Dealer locations, as other discounts may apply.



Mountain Ranch



SUBDIVISION: Mountain Ranch

LOCATION: Mesa, AZ, 85212

Scheme 28

| | |
|---|--|
| DE6129 Rustic Taupe Body RL#RL#502 | DEC716 Stonish Beige Pop Out/Fascia/Garage Door RL#RL#677 |
|---|--|

NOTES TO HOMEOWNERS:

COLOR DISCLAIMER: These color chips are produced as accurately as possible; however, actual paint colors may vary from these samples and from batch to batch. Paint colors are affected by many factors, including lighting, age, type of finish, type of surface, and adjacent colors. Some colors may require more than one coat for complete coverage. If final color appearance and color matches are critical, paint should be sampled on the actual surface before full application. Application of the paint constitutes acceptance of the color. Dunn-Edwards assumes no responsibility for color after application.

| | | | | | | | |
|--|--|--|---|---|--|--|--|
| <div><h3>Discount*</h3><p>Provide this account number and save up to 37% off LIST PRICE on Dunn-Edwards manufactured paint products.</p><p>188531-000</p></div> | <div><h3>CONVENIENT DUNN-EDWARDS STORE LOCATIONS</h3><table><tr><td>Queen Creek - 183 21373 S Ellsworth Loop (602) 733-6568</td><td>Mesa - 041 5959 E Southern Ave #4-5 (480) 985-3820</td><td>Val Vista - 139 1514 E Ray Rd (480) 857-2647</td></tr><tr><td></td><td></td><td></td></tr></table></div> | Queen Creek - 183 21373 S Ellsworth Loop (602) 733-6568 | Mesa - 041 5959 E Southern Ave #4-5 (480) 985-3820 | Val Vista - 139 1514 E Ray Rd (480) 857-2647 | | | |
| Queen Creek - 183 21373 S Ellsworth Loop (602) 733-6568 | Mesa - 041 5959 E Southern Ave #4-5 (480) 985-3820 | Val Vista - 139 1514 E Ray Rd (480) 857-2647 | | | | | |
| | | | | | | | |

COLOR USE ADVISORY: The color schemes presented are based on original color specifications approved by your community. Your community's color standards may have changed. Before undertaking your painting project, it is recommended that you seek approval of your color selections from the appropriate governing body for your community.

(888) DE PAINT®
dunnedwards.com

* Discount valid at Dunn-Edwards stores only. Offer not valid at Independent Paint Dealer locations, as other discounts may apply.



Mountain Ranch



SUBDIVISION: Mountain Ranch

LOCATION: Mesa, AZ, 85212

Scheme 29

| | |
|--|---|
| DE6122 Dry Creek Body RL#RL#501 | DEC715 Sandal Pop Out/Fascia/Garage Door RL#RL#672 |
|--|---|

NOTES TO HOMEOWNERS:

COLOR DISCLAIMER: These color chips are produced as accurately as possible; however, actual paint colors may vary from these samples and from batch to batch. Paint colors are affected by many factors, including lighting, age, type of finish, type of surface, and adjacent colors. Some colors may require more than one coat for complete coverage. If final color appearance and color matches are critical, paint should be sampled on the actual surface before full application. Application of the paint constitutes acceptance of the color. Dunn-Edwards assumes no responsibility for color after application.

| | | | | | | | |
|---|--|--|---|---|--|--|--|
| <div><h3>Discount*</h3><p>Provide this account number and save up to 37% off LIST PRICE on Dunn-Edwards manufactured paint products.</p><div>188531-000</div></div> | <div><h3>CONVENIENT DUNN-EDWARDS STORE LOCATIONS</h3><table><tr><td>Queen Creek - 183 21373 S Ellsworth Loop (602) 733-6568</td><td>Mesa - 041 5959 E Southern Ave #4-5 (480) 985-3820</td><td>Val Vista - 139 1514 E Ray Rd (480) 857-2647</td></tr><tr><td></td><td></td><td></td></tr></table></div> | Queen Creek - 183 21373 S Ellsworth Loop (602) 733-6568 | Mesa - 041 5959 E Southern Ave #4-5 (480) 985-3820 | Val Vista - 139 1514 E Ray Rd (480) 857-2647 | | | |
| Queen Creek - 183 21373 S Ellsworth Loop (602) 733-6568 | Mesa - 041 5959 E Southern Ave #4-5 (480) 985-3820 | Val Vista - 139 1514 E Ray Rd (480) 857-2647 | | | | | |
| | | | | | | | |

COLOR USE ADVISORY: The color schemes presented are based on original color specifications approved by your community. Your community's color standards may have changed. Before undertaking your painting project, it is recommended that you seek approval of your color selections from the appropriate governing body for your community.

(888) DE PAINT®
dunnedwards.com

* Discount valid at Dunn-Edwards stores only. Offer not valid at Independent Paint Dealer locations, as other discounts may apply.



Mountain Ranch



SUBDIVISION: Mountain Ranch

LOCATION: Mesa, AZ, 85212

Scheme 30

| | |
|--|---|
| DE6128 Sand Dune Body RL#RL#502 | DE6116 Dover Plains Pop Out/Fascia/Garage Door RL#RL#556 |
|--|---|

NOTES TO HOMEOWNERS:

COLOR DISCLAIMER: These color chips are produced as accurately as possible; however, actual paint colors may vary from these samples and from batch to batch. Paint colors are affected by many factors, including lighting, age, type of finish, type of surface, and adjacent colors. Some colors may require more than one coat for complete coverage. If final color appearance and color matches are critical, paint should be sampled on the actual surface before full application. Application of the paint constitutes acceptance of the color. Dunn-Edwards assumes no responsibility for color after application.

| | | | | | | | |
|--|--|--|---|---|--|--|--|
| <div><h3>Discount*</h3><p>Provide this account number and save up to 37% off LIST PRICE on Dunn-Edwards manufactured paint products.</p><p>188531-000</p></div> | <div><h3>CONVENIENT DUNN-EDWARDS STORE LOCATIONS</h3><table><tr><td>Queen Creek - 183 21373 S Ellsworth Loop (602) 733-6568</td><td>Mesa - 041 5959 E Southern Ave #4-5 (480) 985-3820</td><td>Val Vista - 139 1514 E Ray Rd (480) 857-2647</td></tr><tr><td></td><td></td><td></td></tr></table></div> | Queen Creek - 183 21373 S Ellsworth Loop (602) 733-6568 | Mesa - 041 5959 E Southern Ave #4-5 (480) 985-3820 | Val Vista - 139 1514 E Ray Rd (480) 857-2647 | | | |
| Queen Creek - 183 21373 S Ellsworth Loop (602) 733-6568 | Mesa - 041 5959 E Southern Ave #4-5 (480) 985-3820 | Val Vista - 139 1514 E Ray Rd (480) 857-2647 | | | | | |
| | | | | | | | |

COLOR USE ADVISORY: The color schemes presented are based on original color specifications approved by your community. Your community's color standards may have changed. Before undertaking your painting project, it is recommended that you seek approval of your color selections from the appropriate governing body for your community.

(888) DE PAINT®
dunnedwards.com

* Discount valid at Dunn-Edwards stores only. Offer not valid at Independent Paint Dealer locations, as other discounts may apply.



Mountain Ranch



SUBDIVISION: Mountain Ranch

LOCATION: Mesa, AZ, 85212

Scheme 31

| | |
|---|---|
| DE6129 Rustic Taupe Body RL#RL#502 | DE6117 Colorado Trail Pop Out/Fascia/Garage Door RL#RL#556 |
|---|---|

NOTES TO HOMEOWNERS:

COLOR DISCLAIMER: These color chips are produced as accurately as possible; however, actual paint colors may vary from these samples and from batch to batch. Paint colors are affected by many factors, including lighting, age, type of finish, type of surface, and adjacent colors. Some colors may require more than one coat for complete coverage. If final color appearance and color matches are critical, paint should be sampled on the actual surface before full application. Application of the paint constitutes acceptance of the color. Dunn-Edwards assumes no responsibility for color after application.

| | | | | | | | |
|--|---|--|---|---|--|--|--|
| <div>Discount*</div> <div>Provide this account number and save up to 37% off LIST PRICE on Dunn-Edwards manufactured paint products.</div> <div>188531-000</div> | <div>CONVENIENT DUNN-EDWARDS STORE LOCATIONS</div> <table><tr><td>Queen Creek - 183 21373 S Ellsworth Loop (602) 733-6568</td><td>Mesa - 041 5959 E Southern Ave #4-5 (480) 985-3820</td><td>Val Vista - 139 1514 E Ray Rd (480) 857-2647</td></tr><tr><td></td><td></td><td></td></tr></table> | Queen Creek - 183 21373 S Ellsworth Loop (602) 733-6568 | Mesa - 041 5959 E Southern Ave #4-5 (480) 985-3820 | Val Vista - 139 1514 E Ray Rd (480) 857-2647 | | | |
| Queen Creek - 183 21373 S Ellsworth Loop (602) 733-6568 | Mesa - 041 5959 E Southern Ave #4-5 (480) 985-3820 | Val Vista - 139 1514 E Ray Rd (480) 857-2647 | | | | | |
| | | | | | | | |

COLOR USE ADVISORY: The color schemes presented are based on original color specifications approved by your community. Your community's color standards may have changed. Before undertaking your painting project, it is recommended that you seek approval of your color selections from the appropriate governing body for your community.

(888) DE PAINT®
dunnedwards.com

* Discount valid at Dunn-Edwards stores only. Offer not valid at Independent Paint Dealer locations, as other discounts may apply.



Mountain Ranch



SUBDIVISION: Mountain Ranch

LOCATION: Mesa, AZ, 85212

Scheme 32

| | |
|--|--|
| DE6122 Dry Creek Body RL#RL#501 | DEC750 Bison Beige Pop Out/Fascia/Garage Door RL#RL#649 |
|--|--|

NOTES TO HOMEOWNERS:

COLOR DISCLAIMER: These color chips are produced as accurately as possible; however, actual paint colors may vary from these samples and from batch to batch. Paint colors are affected by many factors, including lighting, age, type of finish, type of surface, and adjacent colors. Some colors may require more than one coat for complete coverage. If final color appearance and color matches are critical, paint should be sampled on the actual surface before full application. Application of the paint constitutes acceptance of the color. Dunn-Edwards assumes no responsibility for color after application.

| | | | | | | | |
|--|--|--|---|---|--|--|--|
| <div><h3>Discount*</h3><p>Provide this account number and save up to 37% off LIST PRICE on Dunn-Edwards manufactured paint products.</p><p>188531-000</p></div> | <div><h3>CONVENIENT DUNN-EDWARDS STORE LOCATIONS</h3><table><tr><td>Queen Creek - 183 21373 S Ellsworth Loop (602) 733-6568</td><td>Mesa - 041 5959 E Southern Ave #4-5 (480) 985-3820</td><td>Val Vista - 139 1514 E Ray Rd (480) 857-2647</td></tr><tr><td></td><td></td><td></td></tr></table></div> | Queen Creek - 183 21373 S Ellsworth Loop (602) 733-6568 | Mesa - 041 5959 E Southern Ave #4-5 (480) 985-3820 | Val Vista - 139 1514 E Ray Rd (480) 857-2647 | | | |
| Queen Creek - 183 21373 S Ellsworth Loop (602) 733-6568 | Mesa - 041 5959 E Southern Ave #4-5 (480) 985-3820 | Val Vista - 139 1514 E Ray Rd (480) 857-2647 | | | | | |
| | | | | | | | |

COLOR USE ADVISORY: The color schemes presented are based on original color specifications approved by your community. Your community's color standards may have changed. Before undertaking your painting project, it is recommended that you seek approval of your color selections from the appropriate governing body for your community.

(888) DE PAINT®
dunnedwards.com

* Discount valid at Dunn-Edwards stores only. Offer not valid at Independent Paint Dealer locations, as other discounts may apply.



Mountain Ranch



SUBDIVISION: Mountain Ranch

LOCATION: Mesa, AZ, 85212

Scheme 33

| | |
|--|---|
| DE6136 Terracotta Sand Body RL#RL#503 | DEC704 Moenkopi Tan Pop Out/Fascia/Garage Door RL#RL#617 |
|--|---|

NOTES TO HOMEOWNERS:

COLOR DISCLAIMER: These color chips are produced as accurately as possible; however, actual paint colors may vary from these samples and from batch to batch. Paint colors are affected by many factors, including lighting, age, type of finish, type of surface, and adjacent colors. Some colors may require more than one coat for complete coverage. If final color appearance and color matches are critical, paint should be sampled on the actual surface before full application. Application of the paint constitutes acceptance of the color. Dunn-Edwards assumes no responsibility for color after application.

| | | | | | | | |
|--|---|--|---|---|--|--|--|
| <div>Discount*</div> <div>Provide this account number and save up to 37% off LIST PRICE on Dunn-Edwards manufactured paint products.</div> <div>188531-000</div> | <div>CONVENIENT DUNN-EDWARDS STORE LOCATIONS</div> <table><tr><td>Queen Creek - 183 21373 S Ellsworth Loop (602) 733-6568</td><td>Mesa - 041 5959 E Southern Ave #4-5 (480) 985-3820</td><td>Val Vista - 139 1514 E Ray Rd (480) 857-2647</td></tr><tr><td></td><td></td><td></td></tr></table> | Queen Creek - 183 21373 S Ellsworth Loop (602) 733-6568 | Mesa - 041 5959 E Southern Ave #4-5 (480) 985-3820 | Val Vista - 139 1514 E Ray Rd (480) 857-2647 | | | |
| Queen Creek - 183 21373 S Ellsworth Loop (602) 733-6568 | Mesa - 041 5959 E Southern Ave #4-5 (480) 985-3820 | Val Vista - 139 1514 E Ray Rd (480) 857-2647 | | | | | |
| | | | | | | | |

COLOR USE ADVISORY: The color schemes presented are based on original color specifications approved by your community. Your community's color standards may have changed. Before undertaking your painting project, it is recommended that you seek approval of your color selections from the appropriate governing body for your community.

(888) DE PAINT®
dunnedwards.com

* Discount valid at Dunn-Edwards stores only. Offer not valid at Independent Paint Dealer locations, as other discounts may apply.



Mountain Ranch



SUBDIVISION: Mountain Ranch

LOCATION: Mesa, AZ, 85212

Scheme 34

| | |
|---|---|
| DEC758 Cashmere Body RL#RL#689 | DE6123 Trail Dust Pop Out/Fascia/Garage Door RL#RL#557 |
|---|---|

NOTES TO HOMEOWNERS:

COLOR DISCLAIMER: These color chips are produced as accurately as possible; however, actual paint colors may vary from these samples and from batch to batch. Paint colors are affected by many factors, including lighting, age, type of finish, type of surface, and adjacent colors. Some colors may require more than one coat for complete coverage. If final color appearance and color matches are critical, paint should be sampled on the actual surface before full application. Application of the paint constitutes acceptance of the color. Dunn-Edwards assumes no responsibility for color after application.

| | | | | | | | |
|---|--|--|---|---|--|--|--|
| <div><h3>Discount*</h3><p>Provide this account number and save up to 37% off LIST PRICE on Dunn-Edwards manufactured paint products.</p><div>188531-000</div></div> | <div><h3>CONVENIENT DUNN-EDWARDS STORE LOCATIONS</h3><table><tr><td>Queen Creek - 183 21373 S Ellsworth Loop (602) 733-6568</td><td>Mesa - 041 5959 E Southern Ave #4-5 (480) 985-3820</td><td>Val Vista - 139 1514 E Ray Rd (480) 857-2647</td></tr><tr><td></td><td></td><td></td></tr></table></div> | Queen Creek - 183 21373 S Ellsworth Loop (602) 733-6568 | Mesa - 041 5959 E Southern Ave #4-5 (480) 985-3820 | Val Vista - 139 1514 E Ray Rd (480) 857-2647 | | | |
| Queen Creek - 183 21373 S Ellsworth Loop (602) 733-6568 | Mesa - 041 5959 E Southern Ave #4-5 (480) 985-3820 | Val Vista - 139 1514 E Ray Rd (480) 857-2647 | | | | | |
| | | | | | | | |

COLOR USE ADVISORY: The color schemes presented are based on original color specifications approved by your community. Your community's color standards may have changed. Before undertaking your painting project, it is recommended that you seek approval of your color selections from the appropriate governing body for your community.

(888) DE PAINT®
dunnedwards.com

* Discount valid at Dunn-Edwards stores only. Offer not valid at Independent Paint Dealer locations, as other discounts may apply.



Mountain Ranch



SUBDIVISION: Mountain Ranch

LOCATION: Mesa, AZ, 85212

Scheme 35

| | |
|---|--|
| DE6129 Rustic Taupe Body RL#RL#502 | DE6075 Wood Lake Pop Out/Fascia/Garage Door RL#RL#550 |
|---|--|

NOTES TO HOMEOWNERS:

COLOR DISCLAIMER: These color chips are produced as accurately as possible; however, actual paint colors may vary from these samples and from batch to batch. Paint colors are affected by many factors, including lighting, age, type of finish, type of surface, and adjacent colors. Some colors may require more than one coat for complete coverage. If final color appearance and color matches are critical, paint should be sampled on the actual surface before full application. Application of the paint constitutes acceptance of the color. Dunn-Edwards assumes no responsibility for color after application.

| | | | | | | | |
|--|--|--|---|---|--|--|--|
| <div><h3>Discount*</h3><p>Provide this account number and save up to 37% off LIST PRICE on Dunn-Edwards manufactured paint products.</p><p>188531-000</p></div> | <div><h3>CONVENIENT DUNN-EDWARDS STORE LOCATIONS</h3><table><tr><td>Queen Creek - 183 21373 S Ellsworth Loop (602) 733-6568</td><td>Mesa - 041 5959 E Southern Ave #4-5 (480) 985-3820</td><td>Val Vista - 139 1514 E Ray Rd (480) 857-2647</td></tr><tr><td></td><td></td><td></td></tr></table></div> | Queen Creek - 183 21373 S Ellsworth Loop (602) 733-6568 | Mesa - 041 5959 E Southern Ave #4-5 (480) 985-3820 | Val Vista - 139 1514 E Ray Rd (480) 857-2647 | | | |
| Queen Creek - 183 21373 S Ellsworth Loop (602) 733-6568 | Mesa - 041 5959 E Southern Ave #4-5 (480) 985-3820 | Val Vista - 139 1514 E Ray Rd (480) 857-2647 | | | | | |
| | | | | | | | |

COLOR USE ADVISORY: The color schemes presented are based on original color specifications approved by your community. Your community's color standards may have changed. Before undertaking your painting project, it is recommended that you seek approval of your color selections from the appropriate governing body for your community.

(888) DE PAINT®
dunnedwards.com

* Discount valid at Dunn-Edwards stores only. Offer not valid at Independent Paint Dealer locations, as other discounts may apply.



Mountain Ranch



SUBDIVISION: Mountain Ranch

LOCATION: Mesa, AZ, 85212

Scheme 36

| | |
|--|--|
| DE6192 Nomadic Taupe Body RL#RL#511 | DEC776 Courtyard Green Pop Out/Fascia/Garage Door RL#RL#680 |
|--|--|

NOTES TO HOMEOWNERS:

COLOR DISCLAIMER: These color chips are produced as accurately as possible; however, actual paint colors may vary from these samples and from batch to batch. Paint colors are affected by many factors, including lighting, age, type of finish, type of surface, and adjacent colors. Some colors may require more than one coat for complete coverage. If final color appearance and color matches are critical, paint should be sampled on the actual surface before full application. Application of the paint constitutes acceptance of the color. Dunn-Edwards assumes no responsibility for color after application.

| | | | | | | | |
|---|--|--|---|---|--|--|--|
| <div><h3>Discount*</h3><p>Provide this account number and save up to 37% off LIST PRICE on Dunn-Edwards manufactured paint products.</p><div>188531-000</div></div> | <div><h3>CONVENIENT DUNN-EDWARDS STORE LOCATIONS</h3><table><tr><td>Queen Creek - 183 21373 S Ellsworth Loop (602) 733-6568</td><td>Mesa - 041 5959 E Southern Ave #4-5 (480) 985-3820</td><td>Val Vista - 139 1514 E Ray Rd (480) 857-2647</td></tr><tr><td></td><td></td><td></td></tr></table></div> | Queen Creek - 183 21373 S Ellsworth Loop (602) 733-6568 | Mesa - 041 5959 E Southern Ave #4-5 (480) 985-3820 | Val Vista - 139 1514 E Ray Rd (480) 857-2647 | | | |
| Queen Creek - 183 21373 S Ellsworth Loop (602) 733-6568 | Mesa - 041 5959 E Southern Ave #4-5 (480) 985-3820 | Val Vista - 139 1514 E Ray Rd (480) 857-2647 | | | | | |
| | | | | | | | |

COLOR USE ADVISORY: The color schemes presented are based on original color specifications approved by your community. Your community's color standards may have changed. Before undertaking your painting project, it is recommended that you seek approval of your color selections from the appropriate governing body for your community.

(888) DE PAINT®
dunnedwards.com

* Discount valid at Dunn-Edwards stores only. Offer not valid at Independent Paint Dealer locations, as other discounts may apply.



Mountain Ranch



SUBDIVISION: Mountain Ranch

LOCATION: Mesa, AZ, 85212

Scheme 37

| | |
|---|---|
| DE6144 Graham Cracker Body RL#RL#560 | DE6126 Stockhorse Pop Out/Fascia/Garage Door RL#RL#557 |
|---|---|

NOTES TO HOMEOWNERS:

COLOR DISCLAIMER: These color chips are produced as accurately as possible; however, actual paint colors may vary from these samples and from batch to batch. Paint colors are affected by many factors, including lighting, age, type of finish, type of surface, and adjacent colors. Some colors may require more than one coat for complete coverage. If final color appearance and color matches are critical, paint should be sampled on the actual surface before full application. Application of the paint constitutes acceptance of the color. Dunn-Edwards assumes no responsibility for color after application.

| | | | | | | | |
|---|--|--|---|---|--|--|--|
| <div><h3>Discount*</h3><p>Provide this account number and save up to 37% off LIST PRICE on Dunn-Edwards manufactured paint products.</p><div>188531-000</div></div> | <div><h3>CONVENIENT DUNN-EDWARDS STORE LOCATIONS</h3><table><tr><td>Queen Creek - 183 21373 S Ellsworth Loop (602) 733-6568</td><td>Mesa - 041 5959 E Southern Ave #4-5 (480) 985-3820</td><td>Val Vista - 139 1514 E Ray Rd (480) 857-2647</td></tr><tr><td></td><td></td><td></td></tr></table></div> | Queen Creek - 183 21373 S Ellsworth Loop (602) 733-6568 | Mesa - 041 5959 E Southern Ave #4-5 (480) 985-3820 | Val Vista - 139 1514 E Ray Rd (480) 857-2647 | | | |
| Queen Creek - 183 21373 S Ellsworth Loop (602) 733-6568 | Mesa - 041 5959 E Southern Ave #4-5 (480) 985-3820 | Val Vista - 139 1514 E Ray Rd (480) 857-2647 | | | | | |
| | | | | | | | |

COLOR USE ADVISORY: The color schemes presented are based on original color specifications approved by your community. Your community's color standards may have changed. Before undertaking your painting project, it is recommended that you seek approval of your color selections from the appropriate governing body for your community.

(888) DE PAINT®
dunnedwards.com

* Discount valid at Dunn-Edwards stores only. Offer not valid at Independent Paint Dealer locations, as other discounts may apply.




Mountain Ranch



SUBDIVISION: Mountain Ranch










LOCATION: Mesa, AZ, 85212

Scheme 38

| | |
|--|--|
|  <p>DEC760 Desert Gray Body RL#RL#600</p> |  <p>DE6210 Midnight Brown Pop Out/Fascia/Garage Door RL#RL#569</p> |
|--|--|

NOTES TO HOMEOWNERS:

COLOR DISCLAIMER: These color chips are produced as accurately as possible; however, actual paint colors may vary from these samples and from batch to batch. Paint colors are affected by many factors, including lighting, age, type of finish, type of surface, and adjacent colors. Some colors may require more than one coat for complete coverage. If final color appearance and color matches are critical, paint should be sampled on the actual surface before full application. Application of the paint constitutes acceptance of the color. Dunn-Edwards assumes no responsibility for color after application.

| | | | | |
|--|--|--|--|---|
| <p>Discount*</p> <p>Provide this account number and save up to 37% off LIST PRICE on Dunn-Edwards manufactured paint products.</p> <p>188531-000</p> | <p>CONVENIENT DUNN-EDWARDS STORE LOCATIONS</p> <table><tr><td><p>Queen Creek - 183 21373 S Ellsworth Loop</p><p>(602) 733-6568</p></td><td><p>Mesa - 041 5959 E Southern Ave #4-5</p><p>(480) 985-3820</p></td><td><p>Val Vista - 139 1514 E Ray Rd</p><p>(480) 857-2647</p></td></tr></table> | <p>Queen Creek - 183 21373 S Ellsworth Loop</p> <p>(602) 733-6568</p>  | <p>Mesa - 041 5959 E Southern Ave #4-5</p> <p>(480) 985-3820</p>  | <p>Val Vista - 139 1514 E Ray Rd</p> <p>(480) 857-2647</p>  |
| <p>Queen Creek - 183 21373 S Ellsworth Loop</p> <p>(602) 733-6568</p>  | <p>Mesa - 041 5959 E Southern Ave #4-5</p> <p>(480) 985-3820</p>  | <p>Val Vista - 139 1514 E Ray Rd</p> <p>(480) 857-2647</p>  | | |

COLOR USE ADVISORY: The color schemes presented are based on original color specifications approved by your community. Your community's color standards may have changed. Before undertaking your painting project, it is recommended that you seek approval of your color selections from the appropriate governing body for your community.

(888) DE PAINT®
dunnedwards.com

* Discount valid at Dunn-Edwards stores only. Offer not valid at Independent Paint Dealer locations, as other discounts may apply.



THE #1 CHOICE OF PAINTING PROFESSIONALS®

Mountain Ranch



SUBDIVISION: Mountain Ranch

LOCATION: Mesa, AZ, 85212

Scheme 39

| | |
|---|--|
| DE6198 Cream Wave Body RL#RL#512 | DEC750 Bison Beige Pop Out/Fascia/Garage Door RL#RL#649 |
|---|--|

NOTES TO HOMEOWNERS:

COLOR DISCLAIMER: These color chips are produced as accurately as possible; however, actual paint colors may vary from these samples and from batch to batch. Paint colors are affected by many factors, including lighting, age, type of finish, type of surface, and adjacent colors. Some colors may require more than one coat for complete coverage. If final color appearance and color matches are critical, paint should be sampled on the actual surface before full application. Application of the paint constitutes acceptance of the color. Dunn-Edwards assumes no responsibility for color after application.

| | | | | | | | |
|---|--|--|---|---|--|--|--|
| <div><h3>Discount*</h3><p>Provide this account number and save up to 37% off LIST PRICE on Dunn-Edwards manufactured paint products.</p><div>188531-000</div></div> | <div><h3>CONVENIENT DUNN-EDWARDS STORE LOCATIONS</h3><table><tr><td>Queen Creek - 183 21373 S Ellsworth Loop (602) 733-6568</td><td>Mesa - 041 5959 E Southern Ave #4-5 (480) 985-3820</td><td>Val Vista - 139 1514 E Ray Rd (480) 857-2647</td></tr><tr><td></td><td></td><td></td></tr></table></div> | Queen Creek - 183 21373 S Ellsworth Loop (602) 733-6568 | Mesa - 041 5959 E Southern Ave #4-5 (480) 985-3820 | Val Vista - 139 1514 E Ray Rd (480) 857-2647 | | | |
| Queen Creek - 183 21373 S Ellsworth Loop (602) 733-6568 | Mesa - 041 5959 E Southern Ave #4-5 (480) 985-3820 | Val Vista - 139 1514 E Ray Rd (480) 857-2647 | | | | | |
| | | | | | | | |

COLOR USE ADVISORY: The color schemes presented are based on original color specifications approved by your community. Your community's color standards may have changed. Before undertaking your painting project, it is recommended that you seek approval of your color selections from the appropriate governing body for your community.

(888) DE PAINT®
dunnedwards.com

* Discount valid at Dunn-Edwards stores only. Offer not valid at Independent Paint Dealer locations, as other discounts may apply.



THE #1 CHOICE OF PAINTING PROFESSIONALS®

Mountain Ranch



SUBDIVISION: Mountain Ranch

LOCATION: Mesa, AZ, 85212

Scheme 40

| | |
|---|---|
| DEC704 Moenkopi Tan Body RL#RL#617 | DE6205 Stucco Tan Pop Out/Fascia/Garage Door RL#RL#513 |
|---|---|

NOTES TO HOMEOWNERS:

COLOR DISCLAIMER: These color chips are produced as accurately as possible; however, actual paint colors may vary from these samples and from batch to batch. Paint colors are affected by many factors, including lighting, age, type of finish, type of surface, and adjacent colors. Some colors may require more than one coat for complete coverage. If final color appearance and color matches are critical, paint should be sampled on the actual surface before full application. Application of the paint constitutes acceptance of the color. Dunn-Edwards assumes no responsibility for color after application.

| | | | | | | | |
|---|--|--|---|---|--|--|--|
| <div><h3>Discount*</h3><p>Provide this account number and save up to 37% off LIST PRICE on Dunn-Edwards manufactured paint products.</p><div>188531-000</div></div> | <div><h3>CONVENIENT DUNN-EDWARDS STORE LOCATIONS</h3><table><tr><td>Queen Creek - 183 21373 S Ellsworth Loop (602) 733-6568</td><td>Mesa - 041 5959 E Southern Ave #4-5 (480) 985-3820</td><td>Val Vista - 139 1514 E Ray Rd (480) 857-2647</td></tr><tr><td></td><td></td><td></td></tr></table></div> | Queen Creek - 183 21373 S Ellsworth Loop (602) 733-6568 | Mesa - 041 5959 E Southern Ave #4-5 (480) 985-3820 | Val Vista - 139 1514 E Ray Rd (480) 857-2647 | | | |
| Queen Creek - 183 21373 S Ellsworth Loop (602) 733-6568 | Mesa - 041 5959 E Southern Ave #4-5 (480) 985-3820 | Val Vista - 139 1514 E Ray Rd (480) 857-2647 | | | | | |
| | | | | | | | |

COLOR USE ADVISORY: The color schemes presented are based on original color specifications approved by your community. Your community's color standards may have changed. Before undertaking your painting project, it is recommended that you seek approval of your color selections from the appropriate governing body for your community.

(888) DE PAINT®
dunnedwards.com

* Discount valid at Dunn-Edwards stores only. Offer not valid at Independent Paint Dealer locations, as other discounts may apply.



Mountain Ranch



SUBDIVISION: Mountain Ranch

LOCATION: Mesa, AZ, 85212

Scheme 41

| | |
|--|--|
| DE5365 Burnished Cream Body RL#RL#346 | DE6193 Bamboo Screen Pop Out/Fascia/Garage Door RL#RL#567 |
|--|--|

NOTES TO HOMEOWNERS:

COLOR DISCLAIMER: These color chips are produced as accurately as possible; however, actual paint colors may vary from these samples and from batch to batch. Paint colors are affected by many factors, including lighting, age, type of finish, type of surface, and adjacent colors. Some colors may require more than one coat for complete coverage. If final color appearance and color matches are critical, paint should be sampled on the actual surface before full application. Application of the paint constitutes acceptance of the color. Dunn-Edwards assumes no responsibility for color after application.

| | | | | | | | |
|--|--|--|---|---|--|--|--|
| <div><h3>Discount*</h3><p>Provide this account number and save up to 37% off LIST PRICE on Dunn-Edwards manufactured paint products.</p><p>188531-000</p></div> | <div><h3>CONVENIENT DUNN-EDWARDS STORE LOCATIONS</h3><table><tr><td>Queen Creek - 183 21373 S Ellsworth Loop (602) 733-6568</td><td>Mesa - 041 5959 E Southern Ave #4-5 (480) 985-3820</td><td>Val Vista - 139 1514 E Ray Rd (480) 857-2647</td></tr><tr><td></td><td></td><td></td></tr></table></div> | Queen Creek - 183 21373 S Ellsworth Loop (602) 733-6568 | Mesa - 041 5959 E Southern Ave #4-5 (480) 985-3820 | Val Vista - 139 1514 E Ray Rd (480) 857-2647 | | | |
| Queen Creek - 183 21373 S Ellsworth Loop (602) 733-6568 | Mesa - 041 5959 E Southern Ave #4-5 (480) 985-3820 | Val Vista - 139 1514 E Ray Rd (480) 857-2647 | | | | | |
| | | | | | | | |

COLOR USE ADVISORY: The color schemes presented are based on original color specifications approved by your community. Your community's color standards may have changed. Before undertaking your painting project, it is recommended that you seek approval of your color selections from the appropriate governing body for your community.

(888) DE PAINT®
dunnedwards.com

* Discount valid at Dunn-Edwards stores only. Offer not valid at Independent Paint Dealer locations, as other discounts may apply.



Mountain Ranch



SUBDIVISION: Mountain Ranch

LOCATION: Mesa, AZ, 85212

Scheme 42

| | |
|---|---|
| DE6131 Teddy Bear Body RL#RL#558 | DEC763 Oatmeal Cookie Pop Out/Fascia/Garage Door RL#RL#615 |
|---|---|

NOTES TO HOMEOWNERS:

COLOR DISCLAIMER: These color chips are produced as accurately as possible; however, actual paint colors may vary from these samples and from batch to batch. Paint colors are affected by many factors, including lighting, age, type of finish, type of surface, and adjacent colors. Some colors may require more than one coat for complete coverage. If final color appearance and color matches are critical, paint should be sampled on the actual surface before full application. Application of the paint constitutes acceptance of the color. Dunn-Edwards assumes no responsibility for color after application.

| | | | | | | | |
|--|--|--|---|---|--|--|--|
| <div><h3>Discount*</h3><p>Provide this account number and save up to 37% off LIST PRICE on Dunn-Edwards manufactured paint products.</p><p>188531-000</p></div> | <div><h3>CONVENIENT DUNN-EDWARDS STORE LOCATIONS</h3><table><tr><td>Queen Creek - 183 21373 S Ellsworth Loop (602) 733-6568</td><td>Mesa - 041 5959 E Southern Ave #4-5 (480) 985-3820</td><td>Val Vista - 139 1514 E Ray Rd (480) 857-2647</td></tr><tr><td></td><td></td><td></td></tr></table></div> | Queen Creek - 183 21373 S Ellsworth Loop (602) 733-6568 | Mesa - 041 5959 E Southern Ave #4-5 (480) 985-3820 | Val Vista - 139 1514 E Ray Rd (480) 857-2647 | | | |
| Queen Creek - 183 21373 S Ellsworth Loop (602) 733-6568 | Mesa - 041 5959 E Southern Ave #4-5 (480) 985-3820 | Val Vista - 139 1514 E Ray Rd (480) 857-2647 | | | | | |
| | | | | | | | |

COLOR USE ADVISORY: The color schemes presented are based on original color specifications approved by your community. Your community's color standards may have changed. Before undertaking your painting project, it is recommended that you seek approval of your color selections from the appropriate governing body for your community.

(888) DE PAINT®
dunnedwards.com

* Discount valid at Dunn-Edwards stores only. Offer not valid at Independent Paint Dealer locations, as other discounts may apply.



Mountain Ranch



SUBDIVISION: Mountain Ranch

LOCATION: Mesa, AZ, 85212

Scheme 43

| | |
|--|--|
| DE6130 Wooded Acre Body RL#RL#558 | DE6184 Sailcloth Pop Out/Fascia/Garage Door RL#RL#510 |
|--|--|

NOTES TO HOMEOWNERS:

COLOR DISCLAIMER: These color chips are produced as accurately as possible; however, actual paint colors may vary from these samples and from batch to batch. Paint colors are affected by many factors, including lighting, age, type of finish, type of surface, and adjacent colors. Some colors may require more than one coat for complete coverage. If final color appearance and color matches are critical, paint should be sampled on the actual surface before full application. Application of the paint constitutes acceptance of the color. Dunn-Edwards assumes no responsibility for color after application.

| | | | | | | | |
|--|---|--|---|---|--|--|--|
| <div>Discount*</div> <div>Provide this account number and save up to 37% off LIST PRICE on Dunn-Edwards manufactured paint products.</div> <div>188531-000</div> | <div>CONVENIENT DUNN-EDWARDS STORE LOCATIONS</div> <table><tr><td>Queen Creek - 183 21373 S Ellsworth Loop (602) 733-6568</td><td>Mesa - 041 5959 E Southern Ave #4-5 (480) 985-3820</td><td>Val Vista - 139 1514 E Ray Rd (480) 857-2647</td></tr><tr><td></td><td></td><td></td></tr></table> | Queen Creek - 183 21373 S Ellsworth Loop (602) 733-6568 | Mesa - 041 5959 E Southern Ave #4-5 (480) 985-3820 | Val Vista - 139 1514 E Ray Rd (480) 857-2647 | | | |
| Queen Creek - 183 21373 S Ellsworth Loop (602) 733-6568 | Mesa - 041 5959 E Southern Ave #4-5 (480) 985-3820 | Val Vista - 139 1514 E Ray Rd (480) 857-2647 | | | | | |
| | | | | | | | |

COLOR USE ADVISORY: The color schemes presented are based on original color specifications approved by your community. Your community's color standards may have changed. Before undertaking your painting project, it is recommended that you seek approval of your color selections from the appropriate governing body for your community.

(888) DE PAINT®
dunnedwards.com

* Discount valid at Dunn-Edwards stores only. Offer not valid at Independent Paint Dealer locations, as other discounts may apply.



Mountain Ranch



SUBDIVISION: Mountain Ranch

LOCATION: Mesa, AZ, 85212

Scheme 44

| | |
|---|--|
| DEC795 Gray Pearl Body RL#RL#676 | DE6376 Looking Glass Pop Out/Fascia/Garage Door RL#RL#593 |
|---|--|

NOTES TO HOMEOWNERS:

COLOR DISCLAIMER: These color chips are produced as accurately as possible; however, actual paint colors may vary from these samples and from batch to batch. Paint colors are affected by many factors, including lighting, age, type of finish, type of surface, and adjacent colors. Some colors may require more than one coat for complete coverage. If final color appearance and color matches are critical, paint should be sampled on the actual surface before full application. Application of the paint constitutes acceptance of the color. Dunn-Edwards assumes no responsibility for color after application.

| | | | | | | | |
|--|---|--|---|---|--|--|--|
| <div>Discount*</div> <div>Provide this account number and save up to 37% off LIST PRICE on Dunn-Edwards manufactured paint products.</div> <div>188531-000</div> | <div>CONVENIENT DUNN-EDWARDS STORE LOCATIONS</div> <table><tr><td>Queen Creek - 183 21373 S Ellsworth Loop (602) 733-6568</td><td>Mesa - 041 5959 E Southern Ave #4-5 (480) 985-3820</td><td>Val Vista - 139 1514 E Ray Rd (480) 857-2647</td></tr><tr><td></td><td></td><td></td></tr></table> | Queen Creek - 183 21373 S Ellsworth Loop (602) 733-6568 | Mesa - 041 5959 E Southern Ave #4-5 (480) 985-3820 | Val Vista - 139 1514 E Ray Rd (480) 857-2647 | | | |
| Queen Creek - 183 21373 S Ellsworth Loop (602) 733-6568 | Mesa - 041 5959 E Southern Ave #4-5 (480) 985-3820 | Val Vista - 139 1514 E Ray Rd (480) 857-2647 | | | | | |
| | | | | | | | |

COLOR USE ADVISORY: The color schemes presented are based on original color specifications approved by your community. Your community's color standards may have changed. Before undertaking your painting project, it is recommended that you seek approval of your color selections from the appropriate governing body for your community.

(888) DE PAINT®
dunnedwards.com

* Discount valid at Dunn-Edwards stores only. Offer not valid at Independent Paint Dealer locations, as other discounts may apply.



Mountain Ranch



SUBDIVISION: Mountain Ranch

LOCATION: Mesa, AZ, 85212

Scheme 45

| | |
|--|--|
| DE6367 Covered in Platinum Body RL#RL#536 | DEW357 White Crest Pop Out/Fascia/Garage Door RL#RL#088 |
|--|--|

NOTES TO HOMEOWNERS:

COLOR DISCLAIMER: These color chips are produced as accurately as possible; however, actual paint colors may vary from these samples and from batch to batch. Paint colors are affected by many factors, including lighting, age, type of finish, type of surface, and adjacent colors. Some colors may require more than one coat for complete coverage. If final color appearance and color matches are critical, paint should be sampled on the actual surface before full application. Application of the paint constitutes acceptance of the color. Dunn-Edwards assumes no responsibility for color after application.

| | | | | | | | |
|---|--|--|---|---|--|--|--|
| <div><h3>Discount*</h3><p>Provide this account number and save up to 37% off LIST PRICE on Dunn-Edwards manufactured paint products.</p><div>188531-000</div></div> | <div><h3>CONVENIENT DUNN-EDWARDS STORE LOCATIONS</h3><table><tr><td>Queen Creek - 183 21373 S Ellsworth Loop (602) 733-6568</td><td>Mesa - 041 5959 E Southern Ave #4-5 (480) 985-3820</td><td>Val Vista - 139 1514 E Ray Rd (480) 857-2647</td></tr><tr><td></td><td></td><td></td></tr></table></div> | Queen Creek - 183 21373 S Ellsworth Loop (602) 733-6568 | Mesa - 041 5959 E Southern Ave #4-5 (480) 985-3820 | Val Vista - 139 1514 E Ray Rd (480) 857-2647 | | | |
| Queen Creek - 183 21373 S Ellsworth Loop (602) 733-6568 | Mesa - 041 5959 E Southern Ave #4-5 (480) 985-3820 | Val Vista - 139 1514 E Ray Rd (480) 857-2647 | | | | | |
| | | | | | | | |

COLOR USE ADVISORY: The color schemes presented are based on original color specifications approved by your community. Your community's color standards may have changed. Before undertaking your painting project, it is recommended that you seek approval of your color selections from the appropriate governing body for your community.

(888) DE PAINT®
dunnedwards.com

* Discount valid at Dunn-Edwards stores only. Offer not valid at Independent Paint Dealer locations, as other discounts may apply.



Mountain Ranch



SUBDIVISION: Mountain Ranch

LOCATION: Mesa, AZ, 85212

Front Door Options

| | | |
|---|---|--|
| DE5187 Weathered Saddle RL#RL#387 | DE5215 Caramel Apple RL#RL#389 | DE5537 Woodland Walk RL#RL#410 |
| DE5747 Stone Bridge RL#RL#420 | DE5775 Iron Creek RL#RL#421 | DE5776 Lunar Eclipse RL#RL#421 |
| DE5796 Before the Storm RL#RL#422 | DE5804 Nightfall RL#RL#423 | DE5923 Deep Mystery RL#RL#428 |
| DE6014 Dark Chocolate RL#RL#541 | DE6021 Outer Boundary RL#RL#542 | DE6028 Dark Ruby RL#RL#543 |

COLOR USE ADVISORY: The color schemes presented are based on original color specifications approved by your community. Your community's color standards may have changed. Before undertaking your painting project, it is recommended that you seek approval of your color selections from the appropriate governing body for your community.

(888) DE PAINT®
dunnedwards.com

* Discount valid at Dunn-Edwards stores only.
Offer not valid at Independent Paint Dealer
locations, as other discounts may apply.



**THE #1 CHOICE OF
PAINTING PROFESSIONALS®**

Mountain Ranch



| | | |
|--|---|--|
| DE6035 Lynx RL#RL#544 | DE6041 Missing Link RL#RL#545 | DE6062 Tea Bag RL#RL#548 |
| DE6075 Wood Lake RL#RL#550 | DE6076 Wandering Road RL#RL#550 | DE6077 Deep Brown RL#RL#550 |
| DE6112 Cedar Chest RL#RL#555 | DE6126 Stockhorse RL#RL#557 | DE6183 Home Plate RL#RL#510 |
| DE6259 Secluded Green RL#RL#576 | DE6265 Moss Covered RL#RL#577 | DE6280 English Forest RL#RL#579 |
| DE6314 Dark Pewter RL#RL#584 | DE6315 Black Pool RL#RL#584 | DE6355 Tarnished Silver RL#RL#590 |
| DE6363 Pointed Rock RL#RL#591 | DE6390 Chocolate Pudding RL#RL#595 | DE6392 Mink RL#RL#595 |

COLOR USE ADVISORY: The color schemes presented are based on original color specifications approved by your community. Your community's color standards may have changed. Before undertaking your painting project, it is recommended that you seek approval of your color selections from the appropriate governing body for your community.

(888) DE PAINT®
dunnedwards.com

* Discount valid at Dunn-Edwards stores only.
Offer not valid at Independent Paint Dealer locations, as other discounts may apply.



**THE #1 CHOICE OF
PAINTING PROFESSIONALS®**

Mountain Ranch



| | | |
|---|--|--|
| DE6398 Louisiana Mud RL#RL#596 | DE6399 Molasses RL#RL#596 | DEA145 Wine Stain RL#RL#434 |
| DEA147 Garnet Evening RL#RL#436 | DEA158 Northern Territory RL#RL#447 | DEA173 Frond RL#RL#462 |
| DEA184 Parisian Night RL#RL#473 | DEC705 Burnt Crimson RL#RL#622 | DEC727 Valley Flower RL#RL#633 |
| DEC755 Cocoa RL#RL#674 | DEC756 Weathered Brown RL#RL#679 | DET409 Grapes of Wrath RL#RL#706 |
| DET425 Royal Red Flush RL#RL#722 | DET439 Spice of Life RL#RL#736 | DET442 Rocky Mountain Red RL#RL#739 |
| DET450 Prairie Clay RL#RL#747 | DET459 Red Rooster RL#RL#756 | DET484 Bungalow Gold RL#RL#781 |

COLOR USE ADVISORY: The color schemes presented are based on original color specifications approved by your community. Your community's color standards may have changed. Before undertaking your painting project, it is recommended that you seek approval of your color selections from the appropriate governing body for your community.

(888) DE PAINT®
dunnedwards.com

* Discount valid at Dunn-Edwards stores only.
Offer not valid at Independent Paint Dealer locations, as other discounts may apply.



**THE #1 CHOICE OF
PAINTING PROFESSIONALS®**

Mountain Ranch



| | | |
|--|--|---|
| DET568 Blue Monday RL#RL#865 | DET571 Morro Bay RL#RL#868 | DET615 Stone Mason RL#RL#912 |
| DET626 Metal Fringe RL#RL#923 | DET628 Charcoal Sketch RL#RL#925 | DET629 Fade to Black RL#RL#926 |
| DET631 Cocoa Powder RL#RL#928 | DET691 Spiced Hot Chocolate RL#RL#988 | DET693 Mayan Chocolate RL#RL#990 |
| DET697 Nomad RL#RL#994 | DEW339 Bone China RL#RL#097 | DEW380 Warm White RL#RL#005 |

NOTES TO HOMEOWNERS:

COLOR DISCLAIMER: These color chips are produced as accurately as possible; however, actual paint colors may vary from these samples and from batch to batch. Paint colors are affected by many factors, including lighting, age, type of finish, type of surface, and adjacent colors. Some colors may require more than one coat for complete coverage. If final color appearance and color matches are critical, paint should be sampled on the actual surface before full application. Application of the paint constitutes acceptance of the color. Dunn-Edwards assumes no responsibility for color after application.

COLOR USE ADVISORY: The color schemes presented are based on original color specifications approved by your community. Your community's color standards may have changed. Before undertaking your painting project, it is recommended that you seek approval of your color selections from the appropriate governing body for your community.

(888) DE PAINT®
dunnedwards.com

* Discount valid at Dunn-Edwards stores only.
 Offer not valid at Independent Paint Dealer locations, as other discounts may apply.



**THE #1 CHOICE OF
 PAINTING PROFESSIONALS®**

Mountain Ranch



Discount*

Provide this account number and save up to 37% off LIST PRICE on Dunn-Edwards manufactured paint products.

188531-000

CONVENIENT DUNN-EDWARDS STORE LOCATIONS

Queen Creek - 183
21373 S Ellsworth Loop

(602) 733-6568

Mesa - 041
5959 E Southern Ave #4-5

(480) 985-3820

Val Vista - 139
1514 E Ray Rd

(480) 857-2647

COLOR USE ADVISORY: The color schemes presented are based on original color specifications approved by your community. Your community’s color standards may have changed. Before undertaking your painting project, it is recommended that you seek approval of your color selections from the appropriate governing body for your community.

(888) DE PAINT®
dunnedwards.com

* Discount valid at Dunn-Edwards stores only.
Offer not valid at Independent Paint Dealer locations, as other discounts may apply.

